



INDORE INSTITUTE OF LAW

(Affiliated to DAVV & BCI)

—Rank 1st PRIVATE LAW COLLEGE IN M.P., C.J. & RAJASTHAN BY—
INDIA TODAY – OUT LOOK – THE WEEK – THE KNOWLEDGE REVIEW

Gendalal Bam Parisar, Opp. IIM Rau, Pithampur Road (M.P.), 453331
Email ID- indoreinstituteoflaw@gmail.com, Website: www.indoreinstituteoflaw.org
Phone no:- 9977091777, 9977019777



Annual Quality Assurance Report— 2022-23”

DAVV

Criteria-7

Institutional Values and Best Practices

7.1 Institutional Values and Social Responsibilities
7.1.6 Quality audits on environment and energy regularly undertaken by the Institution.

Submitted to





INDORE INSTITUTE OF LAW

(Affiliated to DAVV & BCI)

---Rank 1st PRIVATE LAW COLLEGE IN M.P., C.J. & RAJASTHAN BY---
INDIA TODAY - OUT LOOK - THE WEEK - THE KNOWLEDGE REVIEW

Gendalal Bam Parisar, Opp. IIM Rau, Pithampur Road (M.P.), 453331
Email ID- indoreinstituteoflaw@gmail.com, Website: www.indoreinstituteoflaw.org
Phone no:- 9977091777, 9977019777

**7.1.6 QUALITY AUDITS ON ENVIRONMENT AND ENERGY
REGULARLY UNDERTAKEN BY THE INSTITUTION**



INDORE INSTITUTE OF LAW

(Affiliated to DAVV & BCI)

—Rank 1st PRIVATE LAW COLLEGE IN M.P., C.J. & RAJASTHAN BY—
INDIA TODAY – OUT LOOK – THE WEEK – THE KNOWLEDGE REVIEW

Gendalal Bam Parisar, Opp. IIM Rau, Pithampur Road (M.P.), 458331
Email ID- indoreinstituteoflaw@gmail.com, Website: www.indoreinstituteoflaw.org

Phone no:- 9977091777, 9977019777

Index

S.No.	Particular	Page No.
1	Policy on Environment & Energy Usage	1 - 3
2	Green Audit <ul style="list-style-type: none">➤ Green Audit Report➤ Certificate	4 - 35
3	Energy Audit <ul style="list-style-type: none">➤ Energy Audit Report➤ Certificate	36 - 74
4	Environment Audit <ul style="list-style-type: none">➤ Environment Audit Report➤ Certificate	75 - 103
5	ISO Certificate for Environmental Management System <ul style="list-style-type: none">➤ ISO 14001 : 2015	104
6	Clean and Green Campus Recognitions / Awards <ul style="list-style-type: none">➤ Green Champion Award 2020➤ Letter of Appreciation for Swachh Bharat Abhiyan by Dainik Bhaskar➤ Letter of Appreciation for Plantation drive by Agni ban evening News Paper➤ Letter of Appreciation for Creating Awareness about Sanitary pads & Menstrual Cups	105 - 108
7	Beyond the Campus Environmental promotion Activities	109 - 124

Director/Dean/Principal/HOD
Prof. (Dr.) Manpreet Kaur Rajpal
Dean
Indore Institute of Law



INDORE INSTITUTE OF LAW

(Affiliated to DAVV & BCI)

—Rank 1st PRIVATE LAW COLLEGE IN M.P., C.J. & RAJASTHAN BY—
INDIA TODAY – OUT LOOK – THE WEEK – THE KNOWLEDGE REVIEW

Gendalal Bam Parisar, Opp. IIM Rau, Pithampur Road (M.P.), 453331
Email ID- indoreinstituteoflaw@gmail.com, Website: www.indoreinstituteoflaw.org

Phone no:- 9977091777, 9977019777

7.1.6

POLICY ON ENVIRONMENT & ENERGY

USAGE



No. IIL-389 B/21

Date : 17/05/21

Policy on Environment, Energy and Sustainable Development

INTRODUCTION

The Indore Institute of Law in its vision and mission of creating, "Competent Human Legal Professional and Responsible Citizens" in order to build well-rounded citizens lie at the heart of legal education. Holistic education in the 21st century is incomplete without imparting knowledge on living responsible lives. This sense of responsibility should extend to the larger world that we live in. Guided by this principle, the College seeks to inform students on the imperative of environment protection and also affords them an experience of studying in an institution that has adopted sustainable practices in its various functioning.

As the College is situated in the heart of **the city of Indore**, the staff and students are well-aware of both the various kinds of pollution and its attendant health hazards, and the immediacy and the seriousness of the problem of environmental pollution. For us at **Indore Institute of Law**, terms like environmental degradation, climate change, are not buzzwords but a part of our lived reality. Located near the industrial town of **Pithampur**, space constraints make it difficult for us to increase our green cover. But we have adopted measures, both small and large to nurture nature.

OBJECTIVE

The main objective of this policy is to raise environmental awareness among students and staff and promote sustainable practices in the institution.

The **GO GREEN CLUB OF IIL** shall be responsible for implementation and monitoring of the Green Campus Policy.

INITIATIVES

Policy on Environmental & Energy Usage of the College shall follow a three-pronged approach based on the principle of **sustainable development**.

1. Resource Maintenance

- Protect existing flora, especially old trees within the campus.
- Careful use of infrastructure by both students and staff to prevent unnecessary repairs and replacements.
- Make campus green and more vibrant through different biodiversity measures.
- Soil Fertility in college is increased through manure preparation through used garlands.
- Efficient use of water through Rain Water Harvesting.
- College shall take steps to conduct Green audit and Energy audit.
- Regular maintenance of water tanks, bore wells etc.
- Restricted entry of automobiles and promoting the use of public transport.

2. Resource Maximization

- Debating Society, Theatre society, and all Department level societies shall organise programmes to spread awareness on environment protection.
- Proper disposal of waste to be carried out.
- Natural Sedimentation
- Landscaping of the college campus to increase green cover.
- College festivals shall have events like “Eco-innovation” and “Best out of Waste” to help popularise the need for environment protection
- Students and staff are encouraged to donate clothes, books, etc rather than throwing them in the trash, which eventually ends in the landfill.
- Best to waste management through solid, liquid and waste management.

- **3. Resource Wastage Minimization**

- Ban on use of single-use plastics.
- Private automobiles are not allowed which makes the campus green and clean.
- Tiles are properly laid down in the entire campus to absorb water slowly and with ease.
- Staff and students shall be mindful while using water and electricity
- Use of stairs rather than lifts whenever possible
- Staff and students shall switch off fans, bulbs, air-conditions etc. when leaving the room.
- Recycling of waste paper that is generated in the campus
- Regular collection of e-waste to be carried out in College.
- Regular maintenance of taps to water pipes to prevent waste
- Popularise use of menstrual cups among students and staff.
- The College shall ensure availability of potable water to prevent use bottled water.
- Ensure proper segregation of waste by providing different-coloured waste bins
- Attendance shall be taken online to prevent paper wastage
- Students to be encouraged to submit assignments online.

Energy Measures at IIL

- Solar Energy is tapped through installed solar plates in the college.
- Sensor Based Energy Conservation reduces energy wastages.
- Biogas Plant generate electricity other than removing wastages.
- LED saves energy to a great extent.
- Use of Bicycles is not only environmentally sustainable but also saves energy use.


Approved by
IQAC
Chairperson IQAC
Indore Institute of Law



Mr. Akshay Kanti Bam
Chairman, Indore Institute of Law
Chairman
Indore Institute of Law
INDORE (M.P.)



INDORE INSTITUTE OF LAW

(Affiliated to DAVV & BCI)

—Rank 1st PRIVATE LAW COLLEGE IN M.P., C.J. & RAJASTHAN BY—
INDIA TODAY – OUT LOOK – THE WEEK – THE KNOWLEDGE REVIEW

Gendalal Bam Parisar, Opp. IIM Rau, Pithampur Road (M.P.), 453331
Email ID- indoreinstituteoflaw@gmail.com, Website: www.indoreinstituteoflaw.org

Phone no:- 9977091777, 9977019777

7.1.6

GREEN AUDIT



Green Audit Report
Indore Institute of Law, Rau-Pithampur
Road, Indore (M.P.)



GREEN AUDIT REPORT



Indore Institute of LAW
Rau Pithampur Road, Opp. IIM,
Indore (M.P.)

PREPARED BY

EMPIRICAL EXERGY PRIVATE LIMITED

Flat No. 201, OM Apartment, 214 Indrapuri Colony,
Bhawarkuan, Indore – 452 001 (M. P.), India
0731-4948831, 7869327256
Email ID: eempirical18@gmail.com
www.eeplgroups.com
(2021-22)


Prof. (Dr.) Manpreet Kaur Rajpa
Dean
Indore Institute of Law

TRUE COPY



CONTENTS

Sr. No.	Items	Page No.
I	Acknowledgement	3
II	The Audit Team	4
III	Executive Summary	5
Chapter-1	Introduction	7
1.1	About Institute	7
1.2	Green Monitoring Committee	9
1.3	About Institute Infrastructure	10
1.4	About Green Auditing	10
1.5	Objective of Green Auditing	11
Chapter- 2	Green Campus.	12
2.1	Green Audit	12
2.2	Green Campus Photograph	14
Chapter- 3	Green Energy And Sustainable Development	15
3.1	Grid Connected Solar Photovoltaic System (58Kwp)	15
Chapter- 4	Carbon Foot Print	16
4.1	About Carbon Foot Print.	16
4.2	Methodology And Scope	17
4.3	Carbon Emission From Electricity	19
4.4	Carbon Emission From Vehicles.	19
4.5	Carbon Emission From DG Sets	21
4.6	Biomass Calculation Of Trees	22
4.7	Other Emissions Excluded	24
Chapter- 5	Waste Management	25
5.1	About Waste	25
5.2	Waste collection points in institute campus	26
5.3	Waste Management Practices Adopted By The Institute	27
5.4	E-Waste management	28
5.5	Bio gas plant	29
Annexure-01	Green Campus Policy	30

TRUE COPY



ACKNOWLEDGEMENT

Empirical Exergy Private Limited (EEPL), Indore (M.P) takes this opportunity to appreciate & thank the management of **Indore Institute of Law, Indore** for allowing us to conduct a green audit for the institute.

We are indeed touched by the helpful attitude and co-operation of all faculties and technical staff, who rendered their valuable assistance and co-operation during the course of study.

Rajesh Kumar Singadiya

(Director)

M.Tech (Energy Management), PhD (Research Scholar)
Accredited Energy Auditor [AEA-0284]
Certified Energy Auditor [CEA-7271]
(BEE, Ministry of Power, Govt. of India)

Empanelled Energy Auditor with MPUVN, Bhopal M.P.
Lead Auditor ISO50001:2011 [EnMS) from FICCI, Delhi
Certified Water Auditor (NPC, Govt of India)
Chartered Engineer [M-1699118], The Institution of Engineers (India)
Member of ISHRAE [58150]

TRUE COPY



The Audit Team

The study team constituted of the following senior technical executives from **Empirical Exergy Private Limited,**

- + **Mr. Rajesh Kumar Singadiya** [Director & Accredited Energy Auditor AEA-0284]
- + **Mr. Rakesh Pathak,** [Director & Electrical Expert]
- + **Mr. Sachin Kumawat** [Sr. Project Engineer]
- + **Mr. Charchit Pathak** [Asst.Project Engineer]
- + **Mr. Aakash Kumawat** [Site Engineer]
- + **Mr. Ajay Nahra,** [Sr. Accountant & admin]

TRUE COPY



EXECUTIVE SUMMARY

Green Initiative Taken by Institute

CAMPAIGN OF PLANTATION AND GREEN CAMPUS:

- ✦ Institute has around **2922** trees on campus. It's a good initiative taken by management for a green campus under the campaign of a plantation. **It is APPRECIABLE.**

SOLAR SYSTEM

- ✦ Institute management has installed 58 kWp roof top grid connected solar system in campus. **It is APPRECIABLE.**

BIO GAS PLANT

- ✦ Management has purchased 2 cubic metr bio gas plant for treatment of organic waste generated in campus. **It is APPRECIABLE.**

- ✦ **QR code on Trees**

Institute has installed QR code system on trres for commo details on single page . **It is APPRECIABLE.**

AUDIT RECOMMENDATION: -

5 Dust bin system :-

- ✦ Institute has used 03 dust in systems for collect all type of weaste in campus . It is recommended to installed 05 nos dustbin system .

TRUE COPY



CHAPTER-1

INTRODUCTION

1.1 About institute

Indore Institute of Law (IIL) was founded with a vision to be one of India's most prominent Law institutes and has established itself as one of the most recognized Law Institutes in India. IIL are committed to providing the best platform for global legal education to students and courses are designed in order to give a complete exposure, both in domestic and international law practices, students. At Indore Institute of Law, students have an option to choose from a variety of law courses, where they are offered complete law programmes along with practical training and research papers to get an all-round understanding of the law in detail.



Figure 1.1: - Satellite Image of IIL, Indore from Google map

Value Based Education

“Educating the mind without educating the heart is no education at all!” At Indore Institute of Law, the objective of delivering Value Based Education is to produce responsible and committed citizens. This education acts as a multidimensional attribute to activate human values among students. On one hand, they achieve exceptional success in their legal profession and on the other; they become good human beings with a heart for society and the country. This is an institute which stands on the foundation of moral values, passion and a relentless search for excellence.

TRUE COPY



Green Audit Report
Indore Institute of Law, Rau-Pithampur
Road, Indore (M.P.)



Objective

At Indore Institute of Law, our objective is to form a community where people come together and respect the law and take an oath to use it in an honest way for the betterment of the society.

Mission

The world works with a right mix of Cultural and Spiritual Excellence and sometimes, you need the help of law to maintain the right balance in the society. For a society to function ideally, you need people to maintain a certain law and order and direct it towards an accomplishment it is trying to achieve. At Indore Institute of Law, we are nurturing young minds with equality and right law education to ensure they promote it further to the society, when they take the law as their career path. The society is always looking forward to people who are making a positive change with their morals and with a higher understanding of moral excellence. This is where Indore Institute of Law steps in and offers a platform to the students where they get a complete understanding of law, fostering their minds in the right development that is ultimately going to play a positive role in the betterment of the society and the nation, as whole.

TRUE COPY



Green Audit Report
Indore Institute of Law, Rau-Pithampur
Road, Indore (M.P.)



1.2 Green Monitoring Committee

INDORE INSTITUTE OF LAW

(Affiliated to DAVV and Bar Council of India, New Delhi)



— RANK 1st PRIVATE LAW COLLEGE IN M.P., C.G. & RAJASTHAN BY —
 INDIA TODAY | OUTLOOK | THE WEEK | THE KNOWLEDGE REVIEW

Campus Add.: "Gendalal Bam Parkar" Opp. IIM Rau, Pithampur Road, Indore (M.P.) 451111

Phone No: +91 9977091777, 9977019777 | Web: www.indore-instituteoflaw.org | E-mail: indoreinstituteoflaw@gmail.com

No. 116/75/A/22

Date: 1/1/22

Energy, Water, Green & Environment Audit Committee

Energy, Water, Green & Environment Audit Committee will consist of the following members.

S. No.	Name	Designation
1	Dr. Manpreet Kaur Rajpal	Dean and Director Academics
2	Mr. K.S. Vyas	Executive Director
3	Mr. Nitin Jasuja	Campus Incharge
4	Mr. Arun Naik	Admin Officer
5	Mr. Shekhar Patankar	Coordinator
6	Mr. Ashish Verma	Admin. Assistant
7	Mr. Anil Choudhary	Campus Supervisor
8	Mr. Yogendra Singh Thakur	Campus Supervisor

Time duration of this committee is 2 years, after which the committee will be reconstituted.


Executive Director
Indore Institute of Law
Executive Director (Admin)
Indore Institute of Law

ISO 9001:2008 Certified

Run By Icon Education Society

City Office : 425-426, Orbit Mall, A.B. Road, Indore (M.P.)

Associate Institute :

INDORE NURSING COLLEGE
 (Affiliated to DAVV and Indian Nursing Council, New Delhi)
 www.indorenursingcollege.com

Idyll C Institute of Management
 (Affiliated to DAVV and approved by W.P. Higher Edu. & ACTE, New Delhi)
 www.idyllindore.com

TRUE COPY



1.3 About Institute Infrastructure

The institute is spread over **1,81,673 Sq.Ft** with plenty of open space and sports area interspersed within academic buildings. The details of various department and building are given below:

Table 1.1 :- Name of the various Building in the institute

Sr.No.	Buildinding	Buildup Area(Sq.Ft.)
1	Block-A	65,725
2	Block-B	10,032
3	Block-C	28201
4	Boys Hostel (Block- D)	32830
5	Girls Hostel (Block- E)	44885
	Total	1,81,673

1.4 About Green Auditing

Eco campus is a concept implemented in many educational institutions, all over the world to make them sustainable because of their mass resource utilization and waste discharge into the environment.

Green audit means to identify opportunities for sustainable development practices, enhance environmental quality, improve health, hygiene, and safety, reduce liabilities achieve values of virtue. A green audit also provides a basis for calculating the economic benefits of resource conservation projects by establishing the current rates of resource use and their associated costs.

Green auditing of **“Indore Institute of Law”** enables assessment of the lifestyle, action, and its impact on the environment. This green audit was mainly focused on greening indicators like utilization of green energy (solar energy) and optimum use of secondary energy sources (petrol and diesel) in the Institute campus, vegetation, carbon footprint of the campus, etc. Green auditing aims to help the institution to apply sustainable development practices and to set examples before the community and young learners.

TRUE COPY



1.5 Objectives of Green Auditing

The general objective of a green audit is to prepare a baseline report on “Green campus” and alternative energy sources (solar energy), measures to mitigate resource wastage, and improve sustainable practices.

The specific objectives are

- ✦ To inculcate values of sustainable development practices through a green audit mechanism.
- ✦ Providing a database for corrective actions and plans.
- ✦ To identify the gap areas and suggest recommendations to improve the green campus status of the Institute.

TRUE COPY



CHAPTER- 2
GREEN CAMPUS & SUSTAINABLE DEVELOPMENT

2.1 Green Audit

In the survey, the focus has been given to the assessment of the present status of plants and trees on the institute campus and efforts made by the institute authorities for nature conservation. The campus is in the vicinity of approximately more than 2922 trees/medicinal herbs/ornamental plants. The detail is given below:

Sr. NO	Common Name	Botanical or family Name	Quantity
1	Ashoka Tree	Saraca Asoca	2
2	Basil (Tulsi)	Ocimum tenuiflorum	86
3	Bismarkya Palm Tree	Bismarckia nobilis	10
4	Bottle Palm tree	Hyophorbe Lagenicaulis	51
5	Casuarina Topiary	Casuarina	27
6	Champa	Magnolia champca	69
7	Chandani	Tabernaemontana Divaricata	225
8	Christmas Tree	Araucaria heterophylla	13
9	Cycas Palm	Cycas revolute	8
10	Dates Tree	Areca palms	12
11	Erika Palm (Elite Green)	Chrysalidocarpus lutescens	13
12	Farkeriya Green	Ficus Benjamina	27
13	Ficus Panda	Ficus Benjamina	121
14	Ficus Panda Black, (Benjamina)	Ficus Benjamina	14
15	Golden Pandanus (Ground Cover)	Pandanus baptistii	490
16	Green Chili	Acer negundo	5
17	Guava Tree	Psidium Guajava	2
18	Gulmohar Tree	Delonix regia	31
19	Hamelia	Hamelia cuprea Griseb.	3
20	Jetropa	Euphorbiaceae	700
21	Kadam Tree	Neolamarckia cadamba	27
22	Kejurina tree	Prosopis cineraria	7
23	Latania Palm	Latania lontaroides	4
24	Lemon Tree	Citrus limon	2
26	Mango Plant	Mangifera indica	2
27	Money Plant	Epipremnum aureum	120
28	Morsali Tree	Acacia hybryda.	25
29	Neem Tree	Azadirachta indica	9
30	Palm Tree	Archontophoenix alexandrae	104
31	Peltophorum Tree	Peltophorum pterocarpum	1
32	Phoniex Palm	Phoenix canariensis	14
33	Rafis Palm	Rhapis excels	47
34	Rasulia (Bel/ latkan)	Aegle marmelos	133

TRUE COPY



Green Audit Report
Indore Institute of Law, Rau-Pithampur
Road, Indore (M.P.)



35	Rose Plants	Rosa rubiginosa	416
36	Sacred Fig Tree (Pipal)	Ficus religiosa	2
37	Samal Tree	Bombax malabaricum	8
38	Shisham Tree	Dalbergia sissoo	2
39	Silver Oak Tree	Grevillea robusta	2
40	Sonapatti Tree	Cassia angustifolia	1
41	Spathodea Tree	African tulip tree	66
42	Sugarcane	Saccharum officinarum	17
43	Sweetsop Tree	Annona squamosal	1
44	Vidya	NA	3
		Total	2922



TRUE COPY



**Green Audit Report
Indore Institute of Law, Rau-Pithampur
Road, Indore (M.P.)**



2.2 Green Campus Photograph .



Institute has **2922 trees** on the campus. This is a good initiative taken by management for a green campus under the campaign of the plantation. **It is APPRECIABLE.**

TRUE COPY



CHAPTER-3

RENEWABLE ENERGY AND SUSTAINABLE DEVELOPMENT

3.1 Grid Connected Solar Photovoltaic System (58Kwp)

There is a 58 KWp solar photovoltaic rooftop grid-connected system on various building. The date of project installation is 04/01/2022. System details are given below:

Table: - 2.6 solar plants detailed

Sr. No.	Description	Technical Specification
A	Details of the Solar PV Module	
1	Capacity of module	500Wp
2	No of Modules	116 No's
3	Total Capacity	58 KWp
4	Latitude & Longitude	22.77125 N & 75.90821 E
B	Inverter Information	
2.1	Make	Growatt
2.2	Model	GROWATT 8000TL3-S
2.3	Serial No	EGK0BHM016
2.4	AC capacity of Inverter	60
2.5	No of inverter installed	1
2.6	Total AC Capacity of Inverter	60 Kw

Photographs of Solar Plant:-



Figure 2.6:- Solar Plant 58 KWp and Inverter System

Observation:-

Institute has installed 58 kWp solar roof top grid connected system at various buildings .There are still good potential to increased capacity of the solar system.

TRUE COPY



Chapter-04 Carbon Footprint Analysis

4.1 About carbon footprint.

Climate change is one of the biggest challenges faced by the world, nations, governments, institutions, businesses, and mankind today.

Carbon footprint is a measure of the impact your activities have on the amount of carbon dioxide (CO₂) produced through the burning of fossil fuels and is expressed as a weight of CO₂ emissions produced in tonnes.

We focus on consumption in each of our five major categories: housing, travel, food, products, and services. In addition to these, we also estimate the share of national emissions over which we have little control, government purchases, and capital investment.

For simplicity and clarity, all our calculations follow one basic method. We multiply a user input by an emissions factor to calculate each footprint. All use inputs are per individual and include things like fuel use, distance, calorie consumption, and expenditure. Working out your inputs is a matter of estimating them from your home, travel, diet, and spending behaviour.

Although working out your inputs can take some investigation on your part the much more challenging aspect of carbon calculations is estimating the appropriate emissions factor to use in your calculation. Where possible you want this emissions factor to account for as much of the relevant life cycle as possible.

We all have a carbon footprint...



TRUE COPY



4.2 Methodology and Scope

The carbon footprint gives a general overview of the Indore Institute of Law greenhouse gas emissions, converted into CO₂ -equivalents and it is based on reported data from internal and external systems. The purposes of the carbon indicators are to measure the carbon intensity per unit of product, in addition to showing environmental transparency towards external stakeholders. The carbon footprint reporting approach undertaken in this study follows the guidelines and principles set out in the “Greenhouse Gas Protocol Corporate Accounting and Reporting Standard” (hereafter referred to as the GHG Protocol) developed by the Greenhouse Gas Protocol Initiative and international standard for the quantification and reporting of greenhouse gas emissions -ISO 14064. This is the most widely used and accepted methodology for conducting corporate carbon footprints. The study has assessed carbon emissions from the Indore Institute of Law Campus. This involves accounting for and reporting on, the GHG emissions from all those activities for which the company is directly responsible. The items quantified in this study are as classified under the ISO 14064 standards: The report calculates the greenhouse gas emissions from Indore Institute of Law Campus. This includes electricity, as well as emissions associated with diesel consumption in the institute vehicle. The emission associated with air travel, waste generation, administration, and marketing-related activities has been excluded from the current study. Emissions from business activities are generally classified as scope 1, 2, or 3 areas classified under the ISO 14064 standards.

4.3 Carbon emission from electricity

Direct emissions factors are widely published and show the number of emissions produced by power stations to produce an average kilowatt-hour within that grid region

Unlike other energy sources, the carbon intensity of electricity varies greatly depending on how it is produced and transmitted. For most of us, the electricity we use comes from the grid and is produced from a wide variety of sources. Although working out the carbon intensity of this mix is difficult, most of the work is generally done for us.

Electricity used in the site is a significant contributor to GHGs emissions from the unit. Electricity used onsite is the most direct, and typically the most significant, a contributor to a unit's carbon footprint. Thus, using an average fuel mix for generating electricity, the carbon dioxide intensity of electricity for the national grid is assumed to be 0.9613 KgCO₂/Kwh

TRUE COPY



Green Audit Report
Indore Institute of Law, Rau-Pithampur
Road, Indore (M.P.)



(Reference: Central Electricity Authority (CEA) Baseline Carbon Dioxide Emission database http://cea.nic.in/reports/others/thermal/tpece/cdm_co2/database_11.zip). Electricity is purchased from the grid

Table: - 4.1 Electricity Purchased from the grid and Emissions from the electricity Import

Sr. No	Year	Total unit Consumption by AVVNL	Unit	Emission Factor kg CO ² e/kWh	Emission ton CO ² e/year
1	2017-18	291473	kWh	0.9613	280
2	2018-19	352571	kWh	0.9613	339
3	2019-20	282567	kWh	0.9613	272
4	2020-21	130611	kWh	0.9613	126
5	2021-22	270480	kWh	0.9613	260
Total Carbon emission CO₂e/year					1276.3

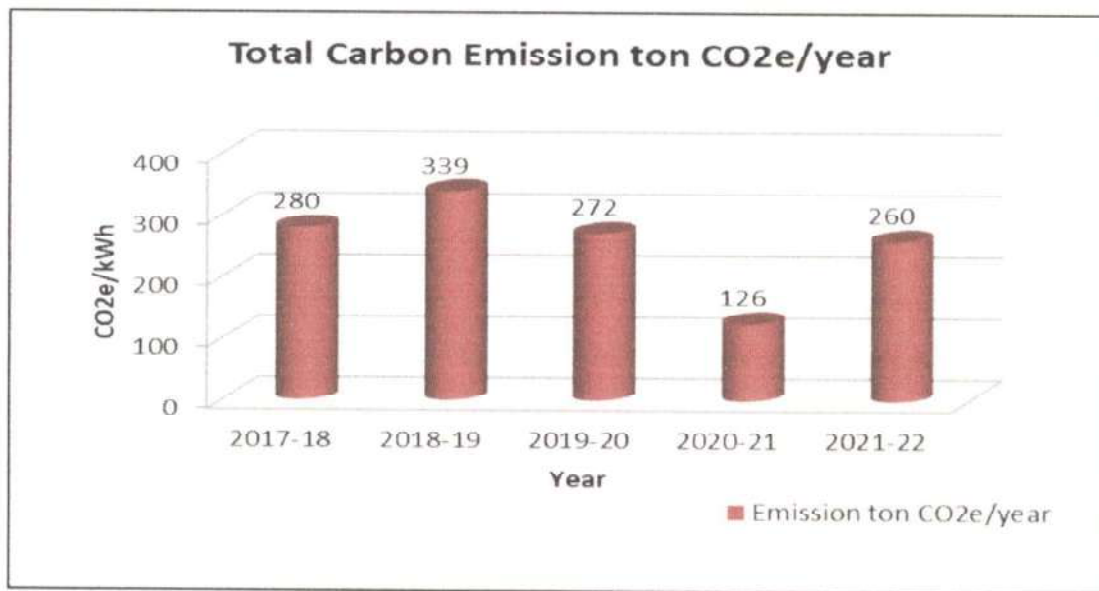


Figure 4.1:- Graphical Presentation of CO₂ emission from electricity per year

Observation:-

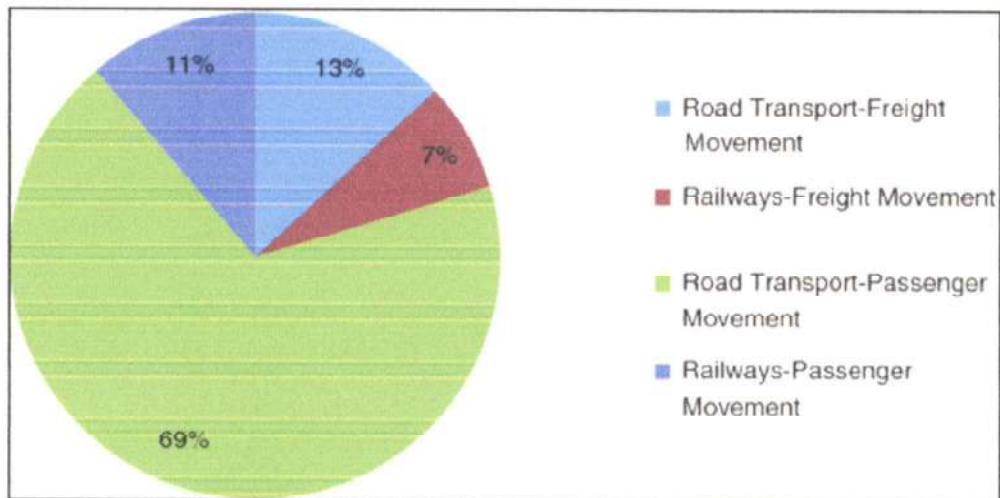
Total CO₂ Emission by indirectly from electricity is 260 Ton CO₂ e/year in 2021-22.

TRUE COPY



4.4 Carbon emission from vehicles.

In India, it is the third most CO₂ emitting sector, and within the transport sector, road transport contributed more than 90% of total CO₂ emissions (IEA, 2020; Ministry of Environment Forest and Climate Change, 2018)



Transportation (29 percent of 2019 greenhouse gas emissions) – The transportation sector generates the largest share of greenhouse gas emissions. Greenhouse gas emissions from transportation primarily come from burning fossil fuels for our cars, trucks, ships, trains, and planes.

We have also considered the total GHGs emission done by transportation facilities available on the campus like Cars, Buses, etc. We consider the different types of vehicles which are operated on petrol and diesel fuels

The energy team has analysed the following vehicle movement for Campus.

TRUE COPY



**Green Audit Report
Indore Institute of Law, Rau-Pithampur
Road, Indore (M.P.)**



Calculation of Carbon footprint analysis: -

As per discussion by the concerned department in the Institute and data provided by Management.

The following details are given in the table: -

Sr. No	Vehicle Type	Fuel type	Distance Traveling per day (KM)	Average Mileage (Per Litter)	Total Distance traveling per month (25 days)
1	Institute Bus -01	Diescl	65	15	1,625
2	Institute Bus -02	Diesel	65	15	1,625
3	Institute Bus -03	Diesel	60	15	1,500
Total Distance traveling in a month					4750

❖ CO₂ Emissions from a gallon of gasoline: 8,887 grams CO₂/ gallon

❖ CO₂ Emissions from a gallon of diesel: 10,180 grams CO₂/ gallon

(1 US Gallon = 3.7854 liters)

❖ CO₂ Emissions from a Litter of gasoline: 2347.95 grams CO₂/ Litter.

❖ CO₂ Emissions from a Litter of diesel: 2689.56 grams CO₂/ litter.

$$\text{Total CO}_2 \text{ Emissions} = \frac{\text{CO}_2 \text{ Per litter}}{\text{Average Mileage (Km/Litter)}} \times \text{Distance (in km)}$$

$$\text{Total CO}_2 \text{ Emissions} = \frac{2689.59}{15} \times 190 = \mathbf{34068.14 \text{ gram or } 34.08 \text{ Kg/day}}$$

When Vehicle traveling in 300 Days in Year =

$$190 \times 300 = 57000 \text{ Kg/year or } \mathbf{57.00 \text{ ton/year}}$$

TRUE COPY



4.5 Carbon emission from DG sets: -

Institute has 01 no DG sets installed on the campus for emergency power failure.

As per reference month July-2022 total diesel consumption in DG set is 600 Litter.

Every litter of diesel fuel contains 720 grams of pure carbon. In an average liquid hydrocarbon burning engine. It can be assumed that about 99 % of the fuel is Oxidized (It is assumed that somewhat less than 01 % will fail to fully oxidize and will be emitted as a particulate of unburned hydrocarbons instead of CO₂).

Calculation of Total CO₂ =

- ❖ CO₂ Emissions from a Litter of diesel: 2689.56 grams CO₂/ litter.
- ❖ Diesel consumption Sep-2021 to July-2022 is = 7200 Litter
- ❖ 7200 x 2689 = 19360800 gram. or 19360 Kg CO₂ emission year or **19.36 Ton/year**

4.6 Biomass Calculation and CO₂ Sequestration of the Trees: -

1. Estimation of above-ground biomass (AGB)

$$K = 34.4703 - 8.0671D + 0.6589 D^2$$

Where = K is above-ground biomass.

D is Breast height diameter in (cm)

- 1 Estimation of below ground biomass (BGD)

$$BGB = AGB \times 0.15$$

- 2 Total Biomass (TB)

$$TB = AGB + BGB$$

- 3 Calculation of carbon dioxide Weight sequestered in the tree in Kg.

$$C = W \times 0.50$$

- 4 Calculate the weight of CO₂ sequestered in the tree per year in Kg.

$$CO_2 = C \times 3.666$$

Where: -

AGB = above ground biomass.

D = Diameter of tree breast height.

BGB = Below Ground Biomass.

C = Carbon

TB = Total Biomass.

TRUE COPY



Green Audit Report
Indore Institute of Law, Rau-Pithampur
Road, Indore (M.P.)



22	Kejurina tree	57	1780.4	267.1	2047.5	1023.7	3753.0	7	26270.9	358.3	0.36	
23	Latania Palm	17	93.5	14.0	107.6	53.8	197.2	4	788.7	10.8	0.01	
24	Lemon Tree	21	164.5	24.7	189.1	94.6	346.7	2	693.3	9.5	0.01	
26	Mango Plant	17	93.5	14.0	107.6	53.8	197.2	2	394.3	5.4	0.01	
27	Money Plant	16	79.2	11.9	91.1	45.5	166.9	120	20033.0	273.2	0.27	
28	Morsali Tree	64	2299.0	344.8	2643.8	1321.9	4846.1	25	121152.1	1652.4	1.65	
29	Neem Tree	47	1155.0	173.3	1328.3	664.1	2434.7	9	21912.4	298.9	0.30	
30	Palm Tree	55	1644.5	246.7	1891.1	945.6	3466.4	104	360509.2	4916.9	4.92	
31	Peltophorum Tree	49	1269.2	190.4	1459.6	729.8	2675.5	1	2675.5	36.5	0.04	
32	Phoniex Palm	88	4582.0	687.3	5269.3	2634.6	9658.6	14	135220.1	1844.2	1.84	
33	Rafis Palm	23	208.1	31.2	239.3	119.6	438.6	47	20614.0	281.2	0.28	
34	Rasulia (Bel/ latkan)	29	371.5	55.7	427.2	213.6	783.1	133	104147.7	1420.5	1.42	
35	Rose Plants	18	109.2	16.4	125.6	62.8	230.2	416	95782.5	1306.4	1.31	
36	Sacred Fig Tree (Pipal)	38	708.3	106.2	814.5	407.2	1493.0	2	2985.9	40.7	0.04	
37	Samal Tree	44	993.9	149.1	1143.0	571.5	2095.0	8	16760.3	228.6	0.23	
38	Shisham Tree	24	231.9	34.8	266.7	133.3	488.9	2	977.7	13.3	0.01	
39	Silver Oak Tree	38	708.3	106.2	814.5	407.2	1493.0	2	2985.9	40.7	0.04	
40	Sonapatti Tree	23	208.1	31.2	239.3	119.6	438.6	1	438.6	6.0	0.01	
41	Spathodea Tree	68	2625.1	393.8	3018.9	1509.5	5533.7	66	365222.9	4981.2	4.98	
42	Sugarcane	43	942.9	141.4	1084.3	542.2	1987.5	17	33788.1	460.8	0.46	
43	Sweetsop Tree	39	752.5	112.9	865.3	432.7	1586.2	1	1586.2	21.6	0.02	
44	Vidya	10	21.7	3.3	24.9	12.5	45.7	3	137.2	1.9	0.00	
Total									2922	2906417.98	39640.18	39.64

Institute has **2922 trees** on campus. This is a good initiative taken by management for a green campus under the campaign of the plantation. **It's APPRECIABLE.** There are total CO₂ sequestered of **39640 Kg/year** or **39.64 Tons /Year.**

TRUE COPY



Green Audit Report
Indore Institute of Law, Rau-Pithampur
Road, Indore (M.P.)



4.6 Biomass calculation of the tree

Sr. NO	Common Name	Average Diameter CM (25 to 100)	AGB	BGB	Total	Carbon Storage	Amount of Co2 Sequestered	Quantity	Total Amount of Co2 Sequestered	Co2 Sequestered amount Kg/year	Co2 Sequestered amount Ton/year
1	Asoka Tree	67	2541.6	381.2	2922.8	1461.4	5357.5	2	10715.0	146.1	0.15
2	Basil (Tulsi)	12	35.4	5.3	40.7	20.4	74.7	86	6422.4	87.6	0.09
3	Bismarkya Palm Tree	56	1711.7	256.8	1968.5	984.3	3608.3	10	36082.8	492.1	0.49
4	Bottle Palm tree	56	1711.7	256.8	1968.5	984.3	3608.3	51	184022.3	2509.9	2.51
5	Casuarina Topiary	24	231.9	34.8	266.7	133.3	488.9	27	13199.0	180.0	0.18
6	Champa	19	126.3	18.9	145.2	72.6	266.2	69	18367.2	250.5	0.25
7	Chandani	13	44.3	6.6	51.0	25.5	93.5	225	21026.7	286.8	0.29
8	Christmas Tree	32	471.5	70.7	542.2	271.1	993.9	13	12921.2	176.2	0.18
9	Cycas Palm	84	4147.2	622.1	4769.2	2384.6	8742.0	8	69936.1	953.8	0.95
10	Dates Tree	19	126.3	18.9	145.2	72.6	266.2	12	3194.3	43.6	0.04
11	Erika Palm (Elite Green)	26	283.7	42.5	326.2	163.1	598.0	13	7773.4	106.0	0.11
12	Farkeriya Green	23	208.1	31.2	239.3	119.6	438.6	27	11842.1	161.5	0.16
13	Ficus Panda	23	208.1	31.2	239.3	119.6	438.6	121	53070.0	723.8	0.72
14	Ficus Panda Black, (Benjamina)	22	185.6	27.8	213.4	106.7	391.2	14	5476.8	74.7	0.07
15	Golden Pandanus (Ground Cover)	37	665.4	99.8	765.2	382.6	1402.6	490	687293.9	9373.9	9.37
16	Green Chili	56	1711.7	256.8	1968.5	984.3	3608.3	5	18041.4	246.1	0.25
17	Guava Tree	53	1513.9	227.1	1741.0	870.5	3191.3	2	6382.7	87.1	0.09
18	Gulmohar Tree	73	3063.4	459.5	3523.0	1761.5	6457.6	31	200184.7	2730.3	2.73
19	Hameliya	9	16.9	2.5	19.4	9.7	35.5	3	106.6	1.5	0.00
20	Jetropa	11	27.9	4.2	32.1	16.0	58.8	700	41138.6	561.1	0.56
21	Kadam Tree	71	2884.0	432.6	3316.7	1658.3	6079.4	27	164144.6	2238.7	2.24



Calculation of CO₂ Emission of IIL Institute: -

Audit team has considered electricity, Institute transport, DG sets and Tress, in CO₂ Emission

$$\begin{aligned} \text{Total Carbon Footprint generated} &= \text{Carbon footprint by electricity} \\ \text{By the campus} &+ \text{Carbon footprint by vehicle} \\ &+ \text{Carbon footprint by DG Sets.} \\ &- \text{Carbon Neutralize by the tree,} \end{aligned}$$

Total Carbon Foot

$$\text{Print by campus: } 260 + 57 + 19.36 - 39.64 = \mathbf{296.72 \text{ tons/year}}$$

4.7 Other Emissions Excluded

This study did not evaluate the carbon sequestration potential of existing plantation activities and emissions from the staff commuting, food supply, official flights, paper products, water supply, and waste disposal and recycling due to limited data availability. The current study identifies areas where data monitoring, recording, and archiving need to be developed for enlarging the scope of mapping of GHGs emissions in the future years. Accordingly, a set of tools and record-keeping procedures will be developed for improving the quality of data collection for the next year's carbon footprint studies.

TRUE COPY



CHAPTER- 5

WASTE MANAGEMENT

5.1 About Waste

Human activities create waste, and it is the way these wastes are handled, stored, collected and disposed of, which can pose risks to the environment and to public health waste management is important for an eco-friendly campus. In institute different types of wastes are generated, its collection and management are very challenging.

Solid waste can be divided into three categories: bio-degradable, non-biodegradable and hazardous waste. A bio-degradable waste includes food wastes, canteen waste, wastes from toilets etc. Non-biodegradable wastes include what is usually thrown away in homes and schools such as plastic, tins and glass bottles etc. Hazardous waste is waste that is likely to be a threat to health or the environment like cleaning chemicals, acids and petrol.

Unscientific management of these wastes such as dumping in pits or burning them may cause harmful discharge of contaminants into soil and water supplies, and produce greenhouse gases contributing to global climate change respectively. Special attention should be given to the handling and management of hazardous waste generated in the institute . Bio-degradable waste can be effectively utilized for energy generation purposes through anaerobic digestion or can be converted to fertilizer by composting technology. Non-biodegradable waste can be utilized through recycling and reuse. Thus the minimization of solid waste is essential to a sustainable institute. The auditor diagnoses the prevailing waste disposal policies and suggests the best way to combat the problems.

Table 5.1 Different types of waste generated in the institute Campus.

Sr. No.	Types of Waste	Particulars
1	Solid wastes	Damaged furniture, paper waste, paper plates, food wastes etc.
2	Plastic waste	Pen, Refill, Plastic water bottles and other plastic containers, wrappers etc.
3	E-Waste	Computers, electrical and electronic parts etc.
4	Glass waste	Broken glass wares from the labs etc.
5	Chemical wastes	Laboratory waste etc.
6	Bio-medical Waste	Sanitary Napkin etc.

TRUE COPY



Green Audit Report
Indore Institute of Law, Rau-Pithampur
Road, Indore (M.P.)



5.2 Waste collection points in institute campus

Audit team also visited various departments, canteen, hostels and find out waste generation area and waste collection points for further improvement. Details are given in the table.

Table: 5.2 Detailed of waste collection dust bin system

Sr. No	Block	Floor	Big	Small	Steel	Total
1	A	Ground Floor	1	15	0	16
2		First Floor	1	17	0	18
3		Second Floor	1	0	0	1
4		Third Floor	1	0	0	1
5	B	Ground Floor	1	23	0	24
6		First Floor	1	18	0	19
7	C	Ground Floor	3	0	1	4
8		First Floor	2	5	2	9
9		Second Floor	1	11	0	12
10		Third Floor	1	3	0	4
11		Fourth Floor	1	0	0	1
12		Fifth Floor	1	2	0	3
13	D	Ground Floor	1	13	0	14
14		First Floor	1	10	0	11
15		Second Floor	1	8	0	9
16		Third Floor	1	6	1	8
17		Fourth Floor	1	4	1	6
18		Fifth Floor	1	6	1	8
19	E	Ground Floor	1	4	0	5
20		First Floor	1	2	0	3
21		Second Floor	1	2	0	3
22		Third Floor	1	2	0	3
23		Fourth Floor	1	2	0	3
24		Fifth Floor	1	2	0	3
25		Campus	6	1	0	7
		TOTAL				195

TRUE COPY



5.3 Waste management practices adopted by the institute.

Institute is adopted “Three dust bin” waste collection system in institute campus. All waste is collected Gram panchayat rangwasa from institute campus every day.



Figure: - 5.1 Three dust bin in institute campus

Recommendation:

It is recommended adopted 5 bin waste collection system for collect different type of waste generated in institute premises.




Figure 5.2: Recommended 5 Dust Bin waste collection System

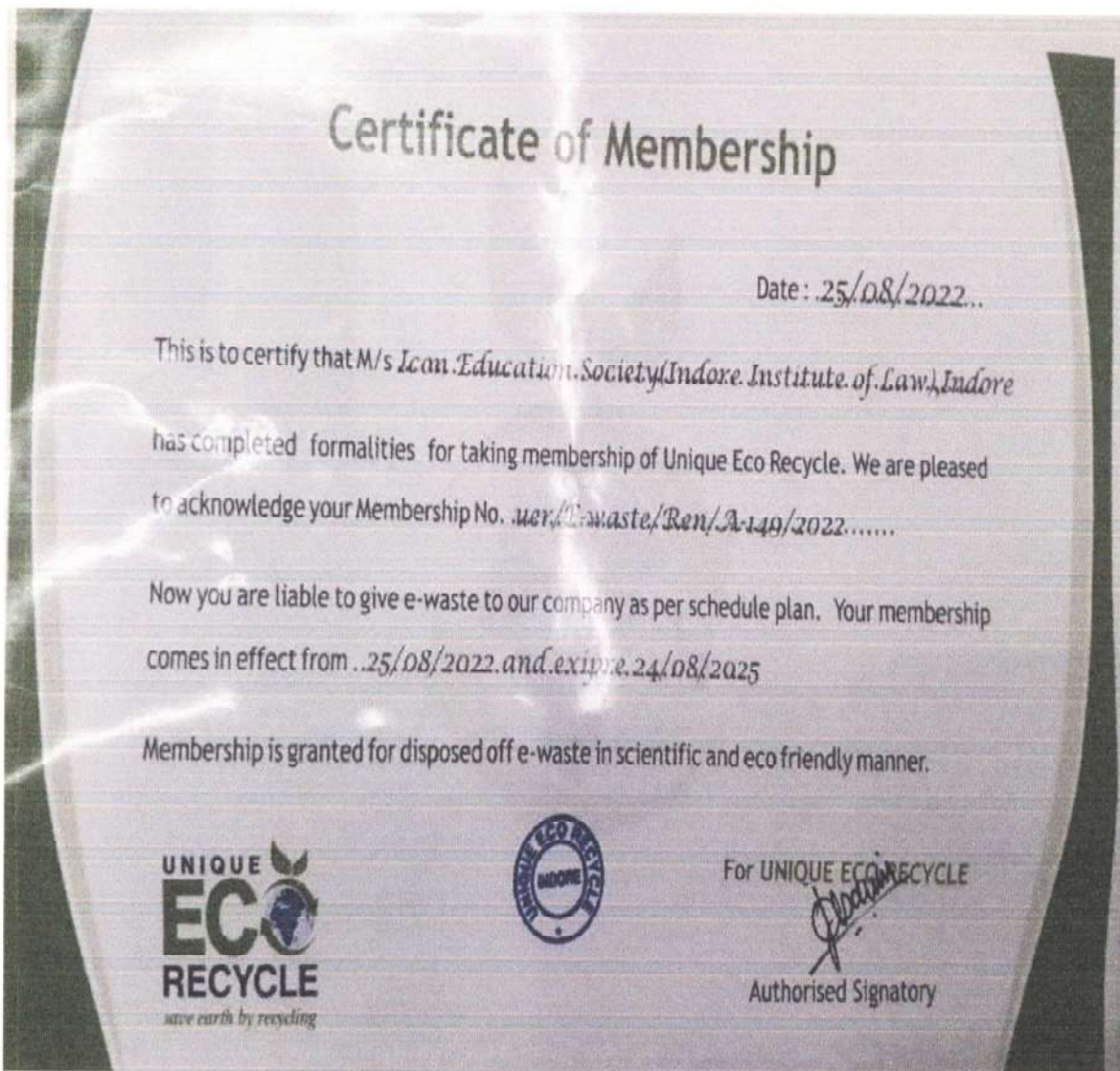
TRUE COPY



5.4 E-Waste management

Institute has MOU sign with Unique Eco Recycle 41, Sikh Mohalla Near Kothari Market Chouraha, Indore-4520007 (M.P.) for all types of E-waste collection for treatment .Its Appriciable .

MOU of E-waste management .



TRUE COPY



**Green Audit Report
Indore Institute of Law, Rau-Pithampur
Road, Indore (M.P.)**



5.5:- Bio Gas Plant

Institute has given purchase order for bio gas plant of Mr. Koshish Sustainable Solution Pvt. Ltd on Dated 16-08-2022. for all type of organic waste in institute . **Its Appreciable .**

ICON EDUCATION SOCIETY

Date 18/08/2022

To,
Koshish Sustainable Solutions Pvt. Ltd.
Lot 15 A, 6th Floor, Tradex Tower
Sector- 125, Noida

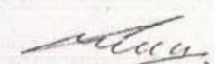
PURCHASE ORDER

With Reference to your quotation No. KSSPL/BGP/22716 dated 16/08/2022 for the supply of Bio gas Plant for **Icon Education Society, Gendalal Bam Parisar, Rau Pithampur Road Indore.** As per the management decision, we are issuing you purchase order for the supply of same.

S. No.	Particulars	Rate.	Value	Total
1.	Floating Dome Biogas Plant- 2 Cum			
	<ul style="list-style-type: none"> • Biogas Digester • Gas Holder • Inlet and Outlet Pipe • HDPE Pipeline • Bio gas Stove • Biogas stop cock, moisture remover, cock cum nipple, brass nozzle 	1	65000	65000
	GST 12%			7800
			Total:	72800

Terms & Conditions:-

- 1) The rates are included Freight, Shifting etc.
- 2) The materials to be deliver at "Gendalal Bam Parisar", Rau Pithampur Road Indore.
- 3) Work will be completed in all respect within 7 days.
- 4) GST will be paid as per applicable rule at the time of work completion.
- 5) The equipment's are covered under their respective warranties as mentioned.
- 6) Payment against installation.
- 7) Freight charges will be as per actual.


(Executive Director)
Indore Institute of Law
Mobile No. +918889733352

Scanned by TapScanner

TRUE COPY



5.6 QR Code System :-

Institute has installed QR code system on trees for plant details like common name , Botanical name , Family name , Flower , Fruit Etc . It is Applicable



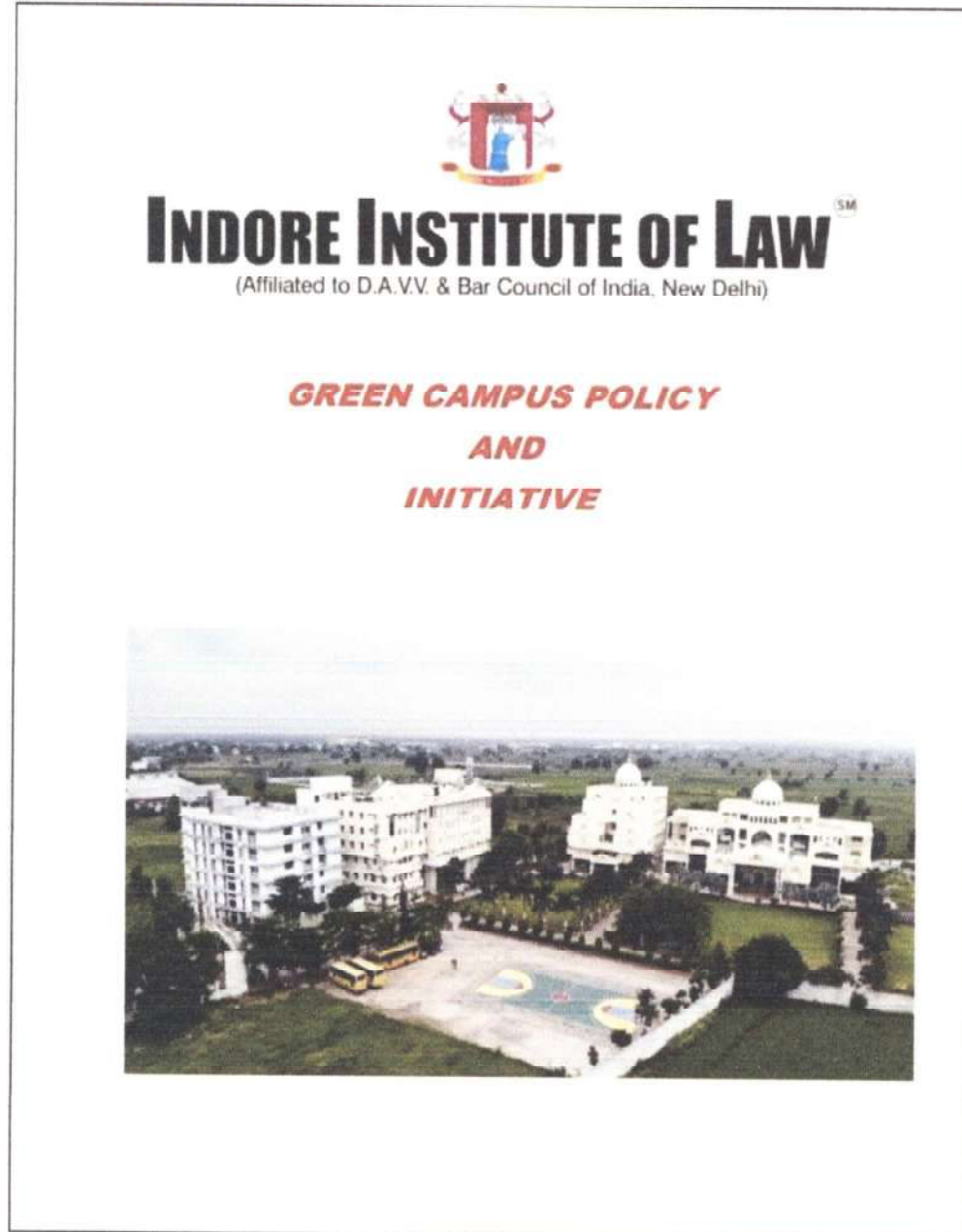
Figure :- QR code system on Trees

TRUE COPY



Annexure-01

Green Campus Policy



TRUE COPY



Continues :-

GREEN CAMPUS INITIATIVES INCLUDE

The institutional initiatives for greening the campus are as follows:

- Restricted entry of automobiles
- Ban on use of Plastic

RESPONSE:

Indore Institute of Law has always followed a green agenda and has shown remarkable awareness of maintaining an eco- friendly campus. On visiting the Campus, one can experience the appealing and well designed buildings, beautiful lawns, spacious sports ground and lush green environment favorable for the teaching learning process.

RESTRICTED ENTRY OF AUTOMOBILES

Indore Institute of Law operates a fleet of 3 buses covering each corner of Indore and its nearby areas to facilitate the students and staff. The institute encourages the staff and students to use the institute conveyance instead of their vehicles for safety, security, fuel conservation and to reduce environmental pollution.

The Institution buses are periodically checked for pollution by the authorized agency. Institute has a vehicle parking area available near main entrance of the campus for the guests, visitors, faculties, students and any other vehicles. The vehicles should possess pollution check stickers. Only bicycles are allowed inside the campus. Random checks are made to check the validation and periodicity of this certificate. For two wheelers or four wheelers, security measures are compulsory. Stakeholders are also encouraged to adopt carpooling to reduce the toxic emissions in the air.



TRUE COPY



Continues :-



USE OF BICYCLES

The students staying on the Institute campus are using bicycles to move within the campus as well as to travel the nearby areas outside the campus. Students and staff coming from nearby villages also prefer bicycles as a mode of transport for attending the Institution. It is environmentally friendly and helps to decrease pollution.



BAN ON USE OF PLASTIC

Indore Institute of law is making an untiring effort to "Reduce Plastic Pollution" by minimizing plastic footprints and by way of refuse, reduction, reuse, and recycling. Hence the subsequent initiatives are taken by all the stakeholders to spread awareness of environmental conversation:

- 1- To refuse and reduce plastic products in daily use and pledge to a plastic free environment within the campus.
- 2- Ban Single use plastic, water bottles, takeaway cups, lunch wrapped in disposable plastic, packaging, plastic bags, disposable food service cups, plates and containers fabricated from polystyrene foam, plastic, straws etc. within the campus premises and canteen.

TRUE COPY



Green Audit Report
Indore Institute of Law, Rau-Pithampur
Road, Indore (M.P.)



- 3- Encourage the use of biodegradable and other kind of compostable utensils in situ of plastic and shall bring a fork, knife and spoon from home.
- 4- Encourage the use of durable, foldable and cheap reusable bags that may be carried around in a car, pocket or purse.
- 5- Discourage plastic bottles and instead use glass, steel or clay bottles in office.
- 6- Welcome innovative ideas to cut back plastic foot prints.
- 7- The staff and students are informed to use steel or copper water bottles rather than plastic bottles.



TRUE COPY



END OF THE REPORT
THANKS

TRUE COPY



INDORE INSTITUTE OF LAW

(Affiliated to DAVV & BCI)

—Rank 1st PRIVATE LAW COLLEGE IN M.P., C.J. & RAJASTHAN BY—
INDIA TODAY - OUT LOOK - THE WEEK - THE KNOWLEDGE REVIEW

Gendalal Bam Parisar, Opp. IIM Rau, Pithampur Road (M.P.), +33331
Email ID- indoreinstituteoflaw@gmail.com, Website: www.indoreinstituteoflaw.org

Phone no:- 9977091777, 9977019777

7.1.6

CERTIFICATE OF GREEN AUDIT

7.1.6

	<p>Empirical Exergy Private Limited</p> <p>Registered Office: 18-E, Sudama Nagar, Indore -452009 Office (Indore): Flat No. 201, Om Apartment, 214 Indrapuri, Indore (M.P.), Contact: +91-731-4948831, Mobile: +91-78693-27256, 88713-68108 www.eeplgroups.com, email: eeempirical18@gmail.com CTIN No: U74999MP2018PTC045751</p>
---	--

Ref No: EEPL/2022-23/C49

Date: - 29-08-2022

GREEN AUDIT CERTIFICATE

This is certified that Empirical Exergy Private Limited (EEPL) Indore M.P. has conducted green audit at Indore Institute of Law Rau-Pithampur Road, Indore (M.P.) for the Year 2021-22 and audit report has been submitted.

We avail this opportunity to express our deep and sincere gratitude to the management for their wholehearted support and co-operations during the green audit.


This certificate is being issued on the basis of the Green Audit conducted by EEPL.

For- Empirical Exergy Private Limited

**Rajesh Kumar Singadiya (Director)**

M.Tech (Energy Management), PhD (Research Scholar)
Accredited Energy Auditor [AEA-0284]
Certified Energy Auditor [CEA-7271]
(BEE, Ministry of Power, Govt. of India)
Empanelled Energy Auditor with MPUVN, Bhopal M.P.
Lead Auditor ISO5001:2011 [EnMS] from FICCI, Delhi
Certified Water Auditor (NPC, Govt of India)
Chartered Engineer [M-1699118], The Institution of Engineers (India)
Member of ISHRAE [58150]

TRUE COPY


Director/Dean/Principal/HOD
Prof. (Dr.) Manpreet Kaur Rajpal
Dean
Indore Institute of Law



INDORE INSTITUTE OF LAW

(Affiliated to DAVV & BCI)

---Rank 1st PRIVATE LAW COLLEGE IN M.P., C.J. & RAJASTHAN BY---
INDIA TODAY - OUT LOOK - THE WEEK - THE KNOWLEDGE REVIEW

Gendalal Bam Parisar, Opp. IIM Rau, Pithampur Road (M.P.), +533331
Email ID- indoreinstituteoflaw@gmail.com, Website: www.indoreinstituteoflaw.org

Phone no:- 9977091777, 9977019777

7.1.6

ENERGY AUDIT



Energy Audit Report
Indore Institute of Law, Rau-Pithampur
Road, Indore (M.P.)



ENERGY AUDIT REPORT



Indore Institute of LAW
Rau-Pithampur Road, Indore (M.P.)

PREPARED BY

EMPIRICAL EXERGY PRIVATE LIMITED

Flat No. 201, OM Apartment, 214 Indrapuri Colony
Bhawarkuan, Indore – 452 001 (M. P.), India
0731-4948831, 7869327256

Email ID: empirical18@gmail.com

www.eeplgroups.com

(2021-22)

Mansu...
Prof. (Dr.) Manpreet Kaur Rajpa
Dean

Indore Institute of Law

TRUE COPY



CONTENT

Sr. No	Item	Page No.
I	Acknowledgement	3
II	Certification Of Accreditation	4
III	The Audit Team	5
IV	Executive Summary	6
Chapter-1	Introduction	08
1.1	About Institute	08
1.2	About Institute Infrastructure	10
1.3	About Energy Audit	11
1.4	Objective of Energy Auditing	11
1.5	Green Monitoring Committee	12
1.6	Methodology:	13
1.7	Present Energy Scenario	14
Chapter-2	Power Supply System	15
2.1	Transformer Details	15
2.2	DG Sets	17
2.3	Grid Connected Solar Photovoltaic System (58Kwp)	18
Chapter-3	Electricity Bill Analysis	21
3.1	Electricity Bill Analysis from 2017 to 2022: -	21
3.2	Monthly Electrical Energy Consumption 2021-22	22
3.3	Monthly demand analysis (2021-22)	23
3.4	Monthly Power Factor Analysis: Year 2021-22	24
3.5	Monthly Load Factor analysis Year-2021-22	25
3.6	ToD Units Consumption analysis Year-2021-22	26
Chapter-4	Connected Load	27
4.1	Connected load details	27
4.2	Load sharing equipment	30
4.3	Some Photographs of Electrical Equipments	31
Chapter-5	Energy Conservation	32
Annexure-01	Green Campus Policy	34

TRUE COPY



ACKNOWLEDGEMENT

Empirical Exergy Private Limited (EEPL), Indore (M.P) takes this opportunity to appreciate & thank the management of **Indore Institute of Law, Indore** for allowing us to conduct the energy audit.

We are indeed touched by the helpful attitude and co-operation of all faculties and technical staff, who rendered their valuable assistance and co-operation during the course of study.

Rajesh Kumar Singadiya


(Director)

M.Tech (Energy Management), PhD (Research Scholar)
Accredited Energy Auditor [AEA-0284]
Certified Energy Auditor [CEA-7271]
(BEE, Ministry of Power, Govt. of India)
Empanelled Energy Auditor with MPUVN, Bhopal M.P.
Lead Auditor ISO50001:2011 [EnMS) from FICCI, Delhi
Certified Water Auditor (NPC, Govt of India)
Chartered Engineer [M-1699118], The Institution of Engineers (India)
Member of ISHRAE [58150]


TRUE COPY



Certificate of Accreditation



BUREAU OF ENERGY EFFICIENCY



Examination Registration No.: **EA-7271**

Accreditation Registration No.: **AEA-284**

Certificate of Accreditation

This is to certify that Mr./Ms. **Shri. Rajesh Kumar Singadiya** having its trade/registered office at has been given accreditation as accredited energy auditor. The certificate shall be effective from **9th** day of **May, 2018**

The certificate is subject to the provisions of the Bureau of Energy Efficiency (Qualifications for Accredited Energy Auditors and Maintenance of their List) Regulations, 2010.

This certificate shall be valid until it is cancelled under regulation 9 of the Bureau of Energy Efficiency (Qualifications for Accredited Energy Auditors and Maintenance of their List) Regulations, 2010.

On cancellation, the certificate of accreditation shall be surrendered to the Bureau within fifteen days from the date of receipt of order of cancellation.

Your name has been entered at AEA No. **284** in the register of list of accredited energy auditors. Your name shall be liable to be struck out on the grounds specified in regulation 8 of the Bureau of Energy Efficiency (Qualifications for Accredited Energy Auditors and Maintenance of their List) Regulations, 2010.

Given under the seal of the Bureau of Energy Efficiency, Ministry of Power, this **5th** day of **October, 2018**

Secretary,
Bureau of Energy Efficiency
New Delhi

TRUE COPY



The Audit Team

Audit team constituted of the following senior technical executives from **Empirical Exergy Private Limited,**

- ✦ **Mr. Rajesh Kumar Singadiya** [Director & Accredited Energy Auditor AEA-0284]
- ✦ **Mr. Rakesh Pathak,** [Director & Electrical Expert]
- ✦ **Dr. Suresh Kumar Soni** [Certified Energy Auditor & Energy Expert]
- ✦ **Mrs. Laxmi Raikwar Singadiya** [Chemical Engineer]
- ✦ **Mr. Sachin Kumawat** [Sr. Project Engineer]
- ✦ **Mr. Charchit Pathak** [Asst.Project Engineer]
- ✦ **Mr. Aakash Kumawat** [Junior Engineer]
- ✦ **Mr. Ajay Nahra,** [Sr. Accountant & admin]

TRUE COPY



EXECUTIVE SUMMARY

The executive summary of the energy audit report furnished in this section briefly gives the identified energy conservation measures and other recommendations during the project that can be implemented in a phased manner to conserve energy and increase productivity inside the institute campus.

ENERGY MANAGEMENT INITIATIVE TAKEN BY INSTITUTE

✚ SOLAR SYSTEM

Institute management has installed 58 kWp roof top grid connected solar system in the campus. **Its Appreciable.**

✚ LIGHTING SYSTEM

Institute has already replaced 657 nos. (36 Watt) tube lights with 193 nos. (15W LED) and 464 nos. (18W LED). **Its Appreciable.**

SOLAR WATER HEATER

✚ Institute management has installed 2 nos Solar water heater with 500 Litre on hostles buildings for hot water requirement. **Its Appreciable.**

ENERGY AUDIT RECOMMEDATION

LIGHTING SYSTEM

✚ There are good potential for replacement of 367 no. of conventional T-8 (36Watt) tube light by energy efficient T-5 (20Watt) LED lighting in institute, estimated energy saving potential is 20,552 kWh/Year. **Detailed Calculation in chapter-05**

CEILING FAN AND EXHAUST FAN

✚ Replacement of “conventional ceiling fan (60 Watt)” by energy efficient star rated fan or BLDC based energy efficient fan (28 Watt) in class rooms, laboratories and faculties cabin have great potential for energy saving. **Detailed Calculation in chapter-05**

TRUE COPY



ENERGY CONSERVATION MEASURES FOR ELECTRICAL SYSTEM

Case Study	Section	Identification	Observation	Recommendation	Annual energy saving (kWh)	Annual cost saving (Rs.)	Investment (Rs.)	Simple payback Period
1	Lighting System	367 No. FTL tube light	Power consumption by FTL (36Watt)	Replaced by T-5 (20Watt) LED tube.	20,552	1,73,130/-	77,070/-	5 month
2	Improve Power factor	Annual Average Power factor is 0.959	There is Potential for more Power factor incentive as per tariff	Improve the system Power factor up to 0.996	-	86,305/-	-	-
3	Celling Fan	447 No ceiling fan working with 60 Watt	Power consumption by existing ceiling fan (60 Watt)	Replacement by 28W BLDC energy efficient ceiling fan	28,608	2,40,994/-	8,44,830/-	4 year

TRUE COPY



CHAPTER-1 INTRODUCTION

1.1 About institute

Indore Institute of Law (IIL) was founded with a vision to be one of India's most prominent Law institutes and has established itself as one of the most recognized Law Institutes in India. IIL are committed to providing the best platform for global legal education to students and courses are designed in order to give a complete exposure, both in domestic and international law practices, students. At Indore Institute of Law, students have an option to choose from a variety of law courses, where they are offered complete law programmes along with practical training and research papers to get an all-round understanding of the law in detail.



Figure 1.1: - Satellite Image of IIL, Indore from Google map

Value Based Education

“Educating the mind without educating the heart is no education at all!” At Indore Institute of Law, the objective of delivering Value Based Education is to produce responsible and committed citizens. This education acts as a multidimensional attribute to activate human values among students. On one hand, they achieve exceptional success in their legal profession and on the other, they become good human beings with a heart for society and the country. This is an institute which stands on the foundation of moral values, passion and a relentless search for excellence.

TRUE COPY



Energy Audit Report
Indore Institute of Law, Rau-Pithampur
Road, Indore (M.P.)



Objective

At Indore Institute of Law, our objective is to form a community where people come together and respect the law and take an oath to use it in an honest way for the betterment of the society.

Mission

The world works with a right mix of Cultural and Spiritual Excellence and sometimes, you need the help of law to maintain the right balance in the society. For a society to function ideally, you need people to maintain a certain law and order and direct it towards an accomplishment it is trying to achieve. At Indore Institute of Law, we are nurturing young minds with equality and right law education to ensure they promote it further to the society, when they take the law as their career path. The society is always looking forward to people who are making a positive change with their morals and with a higher understanding of moral excellence. This is where Indore Institute of Law steps in and offers a platform to the students where they get a complete understanding of law, fostering their minds in the right development that is ultimately going to play a positive role in the betterment of the society and the nation, as whole.

1.2 About Institute Infrastructure:

The institute is spread over **1,81,673 Sq.Ft.** with plenty of open space and sports area interspersed within academic buildings. The details of various department and building are given below:

Table1.1 :- Name of the various Building in the institute

Sr.No.	Building	Buildup Area (Sq.Ft.)
1	Block-A	65,725
2	Block-B	10,032
3	Block-C	28,201
4	Boys Hostel (Block- D)	32,830
5	Girls Hostel (Block- E)	44,885
	Total	1,81,673

TRUE COPY



1.3 About Energy Audit

Energy audit helps to understand more about the ways energy is used in any institute and helps in identifying areas where waste may occur and scope for improvement exists. The overall energy efficiency from generation to the final consumer becomes 50%. Hence one unit saved in the end user is equivalent to two units generated in the power plant.

The energy audit is the most efficient way to identify the strength and weaknesses of energy management practices and to find a way to solve problems. The professional approach of the energy audit is to utilizing economic, financial, social, and natural resources responsibly. Energy audits “adds value” to management control and a way of evaluating the system.

Empirical Exergy Private Limited (EEPL), Indore M.P. carried out the “Energy Audit” at the site to find gaps in the energy consumption pattern for **Indore Institute of Law, Indore M.P.** A technical report is prepared as per the need and the requirement of the project.

1.4 Objectives of Energy Auditing

An energy audit provides a vital information base for an overall energy conservation program covering essentially energy utilization analysis and evaluation of energy conservation measures. It aims at:

- Identifying the quality and cost of various energy inputs.
- Assessing the present pattern of energy consumption in different cost centers of operations.
- Relating energy inputs and production output.
- Identifying potential areas of the thermal and electrical energy economy.
- Highlighting wastage in major areas.
- Fixing of energy-saving potential targets for individual cost centers.
- Implementation of measures for energy conservation & realization of savings.

TRUE COPY



Energy Audit Report
Indore Institute of Law, Rau-Pithampur
Road, Indore (M.P.)



1.5 Green Monitoring Committee

INDORE INSTITUTE OF LAW

(Affiliated to DAVV and Bar Council of India, New Delhi)



—RANK 1st PRIVATE LAW COLLEGE IN M.P., C.G. & RAJASTHAN BY—
 INDIA TODAY | OUTLOOK | THE WEEK | THE KNOWLEDGE REVIEW

Campus Add.: "Gendalal Ram Patilkar" Opp. IIM Rau, Pithampur Road, Indore (M.P.) 451111

Phone No: +91 9972091277, 9972019777 | Web: www.indoreinstituteoflaw.org | E-mail: indoreinstituteoflaw@gmail.com

No. 114/76/A/22


02.07.2022
 Date: / /

Energy, Water, Green & Environment Audit Committee

Energy, Water, Green & Environment Audit Committee will consist of the following members.

S. No.	Name	Designation
1	Dr. Manpreet Kaur Rajpal	Dean and Director Academics
2	Mr. K.S. Vyas	Executive Director
3	Mr. Nitin Jasuja	Campus Incharge
4	Mr. Arun Naik	Admin Officer
5	Mr. Shekhar Patankar	Coordinator
6	Mr. Ashish Verma	Admin. Assistant
7	Mr. Anil Choudhary	Campus Supervisor
8	Mr. Yogendra Singh Thakur	Campus Supervisor

Time duration of this committee is 2 years, after which the committee will be reconstituted.


Executive Director
Indore Institute of Law
Executive Director (Admin)
Indore Institute of Law

ISO 9001:2008 Certified

Run By: Icon Education Society

City Office : 425-426, Orbit Mall, A.B. Road, Indore (M.P.)

Associate Institute:

INDORE NURSING COLLEGE
 (Affiliated to DAVV and Indian Nursing Council, New Delhi)
 www.indorenursingcollege.com

IndyM Institute of Management
 (Affiliated to DAVV and approved by M.P. Higher Edu. & AICTE, New Delhi)
 www.indymindindore.com

TRUE COPY



1.6 Methodology

The methodology adopted for achieving the desired objectives viz.: Assessment of the current operational status and energy savings includes the following:

- ✦ Discussions with the concerned officials for identification of major areas of focus and other related systems.
- ✦ A team of engineers visited the site and had discussions with the concerned officials/supervisors to collect data/information on the operations and load distribution within the plant and the same for the overall premises. The data were analyzed to arrive at a baseline energy consumption pattern.
- ✦ Measurements and monitoring with the help of appropriate instruments including continuous and/or time-lapse recording, as appropriate and visual observations were made to identify the energy usage pattern and losses in the system.
- ✦ Trend analysis of costs and consumptions.
- ✦ Capacity and efficiency test of major utility equipments, wherever applicable.
- ✦ Estimation of various losses
- ✦ Computation and **in-depth analysis** of the collected data, including utilization of computerized analysis and other techniques as appropriate, were done to draw inferences and to evolve suitable energy conservation plans for improvements/reduction in specific energy consumption.

TRUE COPY



Energy Audit Report
Indore Institute of Law, Rau-Pithampur
Road, Indore (M.P.)



1.7 Institute Present Energy Scenario:

The annual energy consumption of **Indore Institute of Law** campus is about **2,74,201** units period from Jul - 2021 to Jun- 2022. Institute has a 58Wp solar photovoltaic rooftop grid-connected system installed on 04/01/2022

Institute uses energy in the form of electricity purchased from the grid and a 58 KWp solar grid-connected system for the institute campus. There is single feeder for institute.

TRUE COPY



CHAPTER- 2 POWER SUPPLY SYSTEM

2.1 Transformer Details.

The power supply for Indore Institute of Law(IIL) is from MPPKVVCL with the help of 11 kV feeder. This is an education feeder under Tariff HV3.2A 11 KV Non-Industrial with contract demand of 220 KVA. There is one step-down transformer having capacity of 315 KVA. The details are given in following table 2.1

Table: 2. 1 Technical details of transformer.

Sr. No.	Items	Technical Specification
1	Make	Electoformt Transpower Pvt.Ltd.
2	Year	2018
3	Rating (kVA)	315
4	Voltage (HV/ LV)	11000/433
5	Current Rating (HV/ LV)	16.5 / 420
6	Frequency (Hz)	50
7	Impedance at 75°C (%)	4.5 %
8	Vector group	Dy-11
9	Type of cooling	ONAN
10	Total no of Tap	7
11	No Load Loss (Watt)	500
12	Full Load Loss (Watt)	4185




Figure 2.1:- 315 kVA Transformer

TRUE COPY



Energy Audit Report
Indore Institute of Law, Rau-Pithampur
Road, Indore (M.P.)



Table 2.2: Calculated Transformer loading (%) Based on Electricity Bills Year (2021-22)

Sr. No	Month & Year	Contract Demand (KVA)	Maximum Demand (KVA)	TR Loading (%)
1	Jul-21	120	112	35.56
2	Aug-21	120	57	18.10
3	Sep-21	120	75	23.81
4	Oct-21	120	124	39.37
5	Nov-21	120	75	23.81
6	Dec-21	120	73	23.17
7	Jan-22	120	66	20.95
8	Feb-22	120	60	19.05
9	Mar-22	120	72	22.86
10	Apr-22	120	170	53.97
11	May-22	120	171	54.29
12	Jun-22	220	167	53.02
13	Average Transformer loading %			32.88
14	Maximum Loading %			54.29

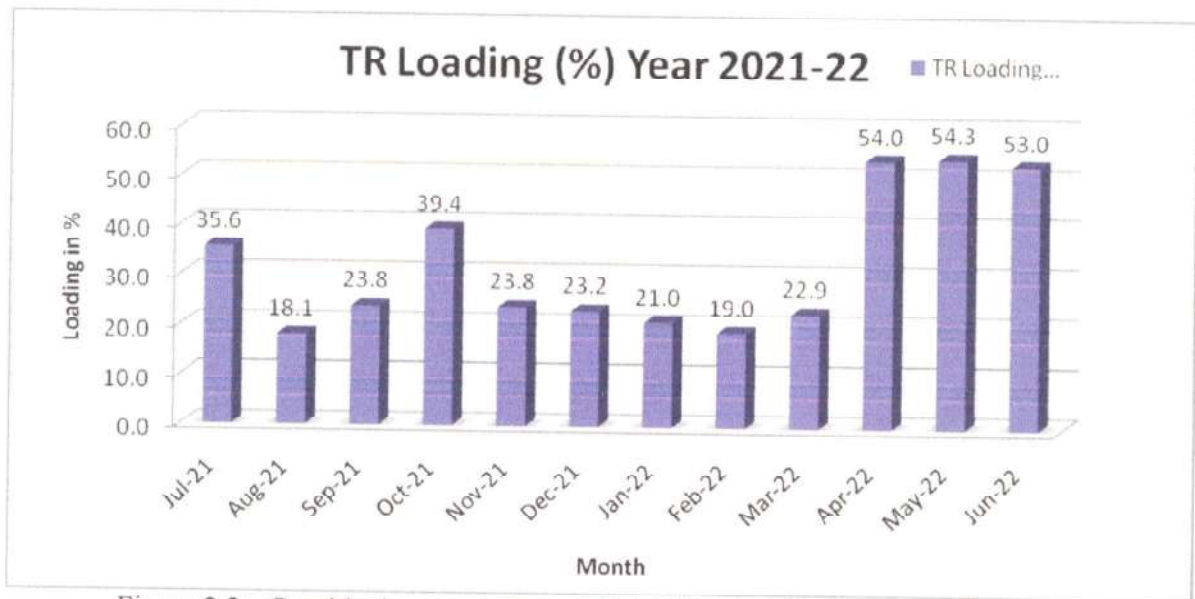


Figure 2.2:- Graphical presentation of TR loading percentage Year 2021-22

Observation: -

The average loading of the transformer is 32.88 % and goes to maximum 54.3 % in the month of May 2022. **It is Acceptable.**

TRUE COPY



2.2 DG Set:-

There is one DG set on the institute campus. Details of the DG Set is given table. 2.4

Table 2.4 Technical specifications for DG set

Sr. No.	Parameter	Technical Specification
1	Make	KALA GENSET PVT LTD
2	Engine Sr.No	4H.7906/1821162
3	Capacity (KVA)	125
4	Rated Voltage (V)	415
5	Full load current (A)	173.9
6	Frequency (Hz)	50
7	Power factor	0.8
8	Speed (RPM)	1500
9	Phase	3
10	Specific Fuel Consumption (g/kWh)	242



Figure 2.3:- DG set in power house

Observation & Suggestion:

- + DG set is used only in case of grid power failure.
- + There is no system to monitor fuel consumption w.r.t. unit generation.

TRUE COPY



2.3 Grid Connected Solar Photovoltaic System (58KWp)

There is a 58 KWp solar photovoltaic rooftop grid-connected system on various building. The date of solar installation is 04/01/2022. System details are given below:

Table: - 2.6 solar plants details

Sr. No.	Description	Technical Specification
A	Details of the Solar PV Module	
1	Capacity of module	500Wp
2	No. of Modules	116 Nos
3	Total Capacity	58 KWp
4	Latitude & Longitude	22.77125 N & 75.90821 E
B	Inverter Information	
2.1	Make	Growatt
2.2	Model	GROWATT 8000TL3-S
2.3	Serial No	EGK0BHM016
2.4	AC capacity of Inverter	60
2.5	No of inverter installed	1
2.6	Total AC Capacity of Inverter	60 Kw

Photographs of Solar Plant:-

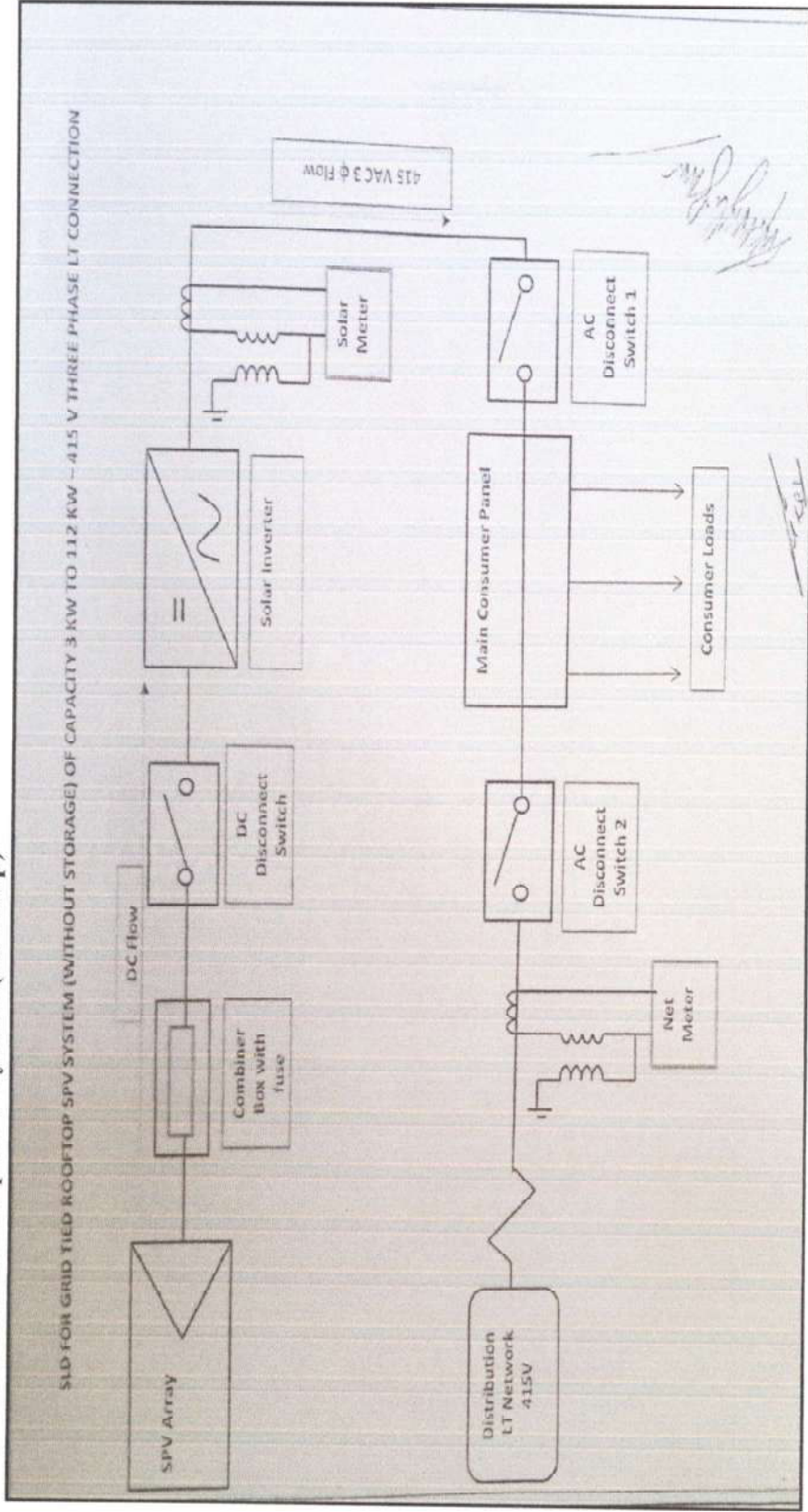


Figure 2.3:- Solar Plant 58 KWp and Inverter System

TRUE COPY



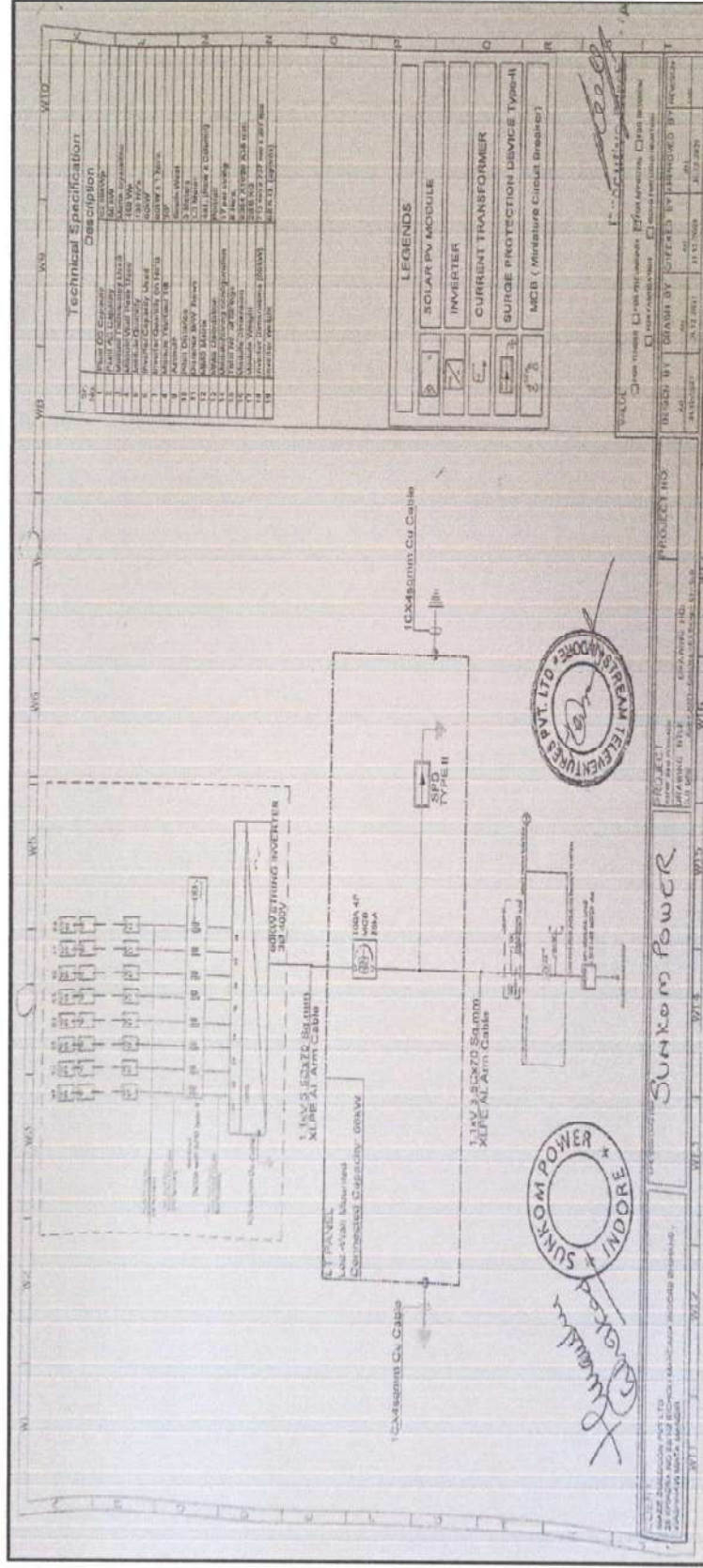
Solar for Grid Tied Rooftop SPV System (58 KWp)



TRUE COPY



Energy Audit Report
Indore Institute of Law, Rau-Pithampur
Road, Indore (M.P.)



Observation:-

Solar grid connected system is installed on Dated: - 04-01-2022. And still there is good potential to increase the capacity solar system.

TRUE COPY



CHAPTER- 3 ELECTRICITY BILL ANALYSIS

3.1 Electricity Bill Analysis from 2017 to 2022

Electricity bills for the last 5 years were analyzed. Detailed annual unit consumption, is given in table 3.1

Table 3.1:- Electricity bill analysis last 5 Year

Sr. No.	Year (July to June)	Annual Unit Consumption
1	July 2017 to June 2018	2,91,473
2	July 2018 to June 2019	3,52,571
3	July 2019 to June 2020	2,82,567
4	July 2020 to June 2021	1,30,611
5	July 2021 to June 2022	2,70,480



Figure 3.1:- Graphical presentation of energy consumption in last 5 Year

TRUE COPY



Energy Audit Report
Indore Institute of Law, Rau-Pithampur
Road, Indore (M.P.)



3.2 Monthly electrical energy consumption 2021-22

The monthly electrical consumption for the institute is given in the table.
 Table 3.2 Energy consumption and billing amount (the year 2021-22)

Sr. No	Month & Year	Total Unit Consumption (kWh/Month)	Total Amount (Rs./Month)	Per Unit Charges (Rs./kWh)
1	Jul-21	15,788	1,60,670/-	10.18
2	Aug-21	10,160	1,16,721/-	11.49
3	Sep-21	14,931	1,53,578/-	10.29
4	Oct-21	20,169	1,98,905/-	9.86
5	Nov-21	16,986	1,66,529/-	9.80
6	Dec-21	21,044	1,98,575/-	9.44
7	Jan-22	17,397	1,70,820/-	9.82
8	Feb-22	17,609	1,71,620/-	9.75
9	Mar-22	16,941	1,68,767/-	9.96
10	Apr-22	37,071	3,38,896/-	9.14
11	May-22	43,235	3,98,800/-	9.22
12	Jun-22	42,870	3,96,686/-	9.25
	Total	2,74,201	26,40,567/-	9.63

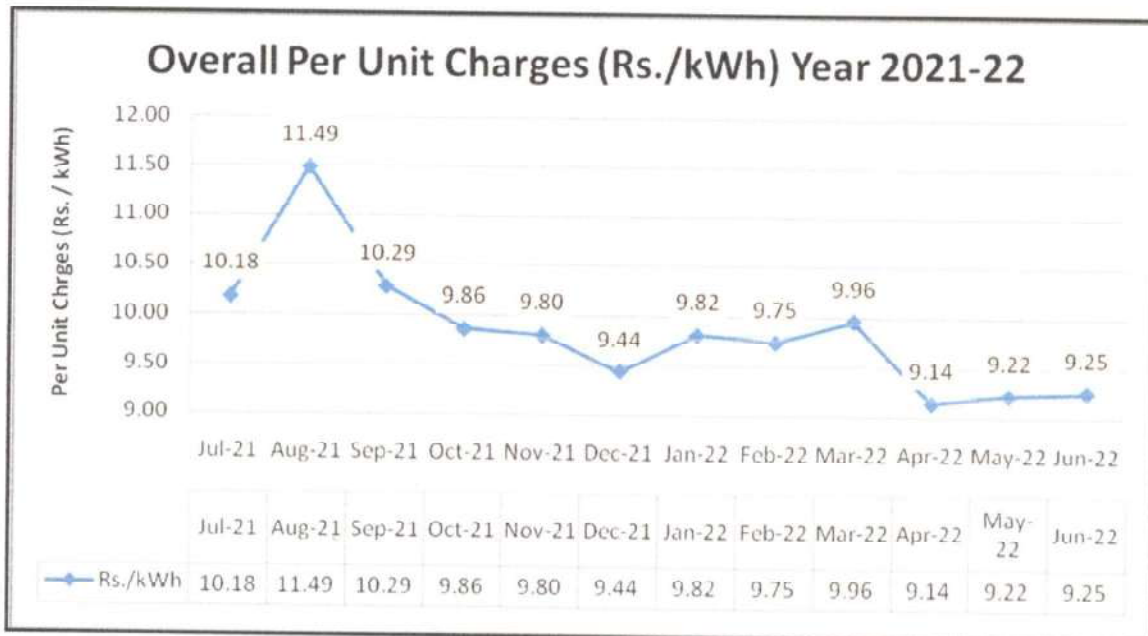


Figure 3.2:- Graphical presentation of actual per-unit charges for the year 2021-22

Observation:

It was found that total energy consumption in the last 12 months was **2, 74,201** units. The average annual unit charge is Rs 9.63 /kWh.

TRUE COPY



Energy Audit Report Indore Institute of Law, Rau-Pithampur Road, Indore (M.P.)



3.3 Monthly demand analysis (2021-22)

The monthly demand consumption for the institute is given in the table.3.2

Table 3.3:- Monthly demand analysis (KVA) consumption pattern year 2021-22

Sr.No.	Month & Year	Contract Demand (KVA)	Billing Demand (KVA)	Maximum Demand (KVA)
1	Jul-21	120	112	112
2	Aug-21	120	108	57
3	Sep-21	120	108	75
4	Oct-21	120	124	124
5	Nov-21	120	108	75
6	Dec-21	120	108	73
7	Jan-22	120	108	66
8	Feb-22	120	108	60
9	Mar-22	120	108	72
10	Apr-22	120	170	170
11	May-22	120	171	171
12	Jun-22	220	198	167
Maximum Demand				171
Average Maximum Demand				104

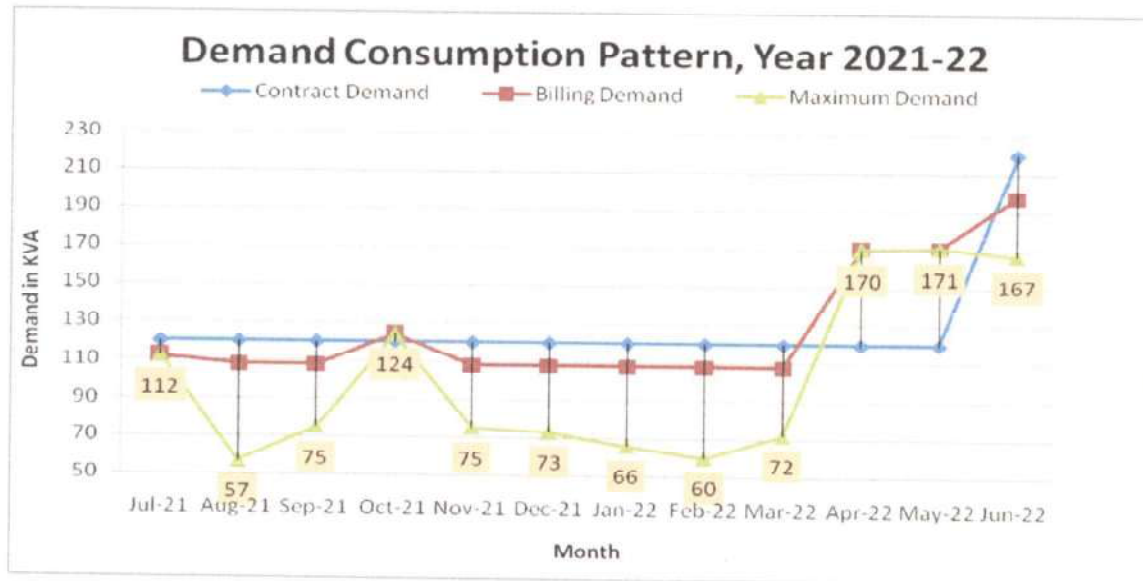


Figure 3.3:- Graphical presentation of demand consumption in the institute year 2021-22

Observation: It is observed that the contract demand of the institute is increased from 120 KVA to 220 KVA in month of June 2022. There is a large variation in maximum demand. It is maximum of 171 kVA in the Month of April-2022.

TRUE COPY



Energy Audit Report
Indore Institute of Law, Rau-Pithampur
Road, Indore (M.P.)



3.4 Monthly Power factor analysis Year-2021-22

The monthly power factor for the institute is given in the following table. 3.3

Table 3.4:- Power factor of the institute year 2021-22

Sr.No.	Month & Year	Monthly Power Factor	PF Incentive (%)	P.F. Incentive (Rs.)
1	Jul-21	0.963	2	2,289/-
2	Aug-21	0.964	2	1,473/-
3	Sep-21	0.960	2	2,165/-
4	Oct-21	0.971	3	4,465/-
5	Nov-21	0.964	2	2,507/-
6	Dec-21	0.967	2	3,106/-
7	Jan-22	0.963	2	2,617/-
8	Feb-22	0.971	3	3,972/-
9	Mar-22	0.959	1	1,273/-
10	Apr-22	0.980	5	11,872/-
11	May-22	0.975	3	8,312/-
12	Jun-22	0.979	3	9,787/-
		Average= 0.959		Total = 53,838/-



Figure 3.4:- Graphical presentation of average power factor year 2021-22

Observation:

The average power factor was 0.959 with power factor incentive Rs.53, 838/- for the year 2021-22. **It is recommended to maintain power factor unity.**

TRUE COPY



3.5 Monthly Load Factor analysis Year-2021-22

The monthly load factor for the institute is given in the following table. 3.3

Table 3.5:- Load Factor of the institute year 2021-22

Sr. No	Month & Year	Avg. Load Factor (%)
1	Jul-21	19
2	Aug-21	11
3	Sep-21	17
4	Oct-21	23
5	Nov-21	19
6	Dec-21	25
7	Jan-22	20
8	Feb-22	20
9	Mar-22	21
10	Apr-22	29
11	May-22	35
12	Jun-22	26
13	Maximum Load Factor	35
14	Average Load Factor	23.1

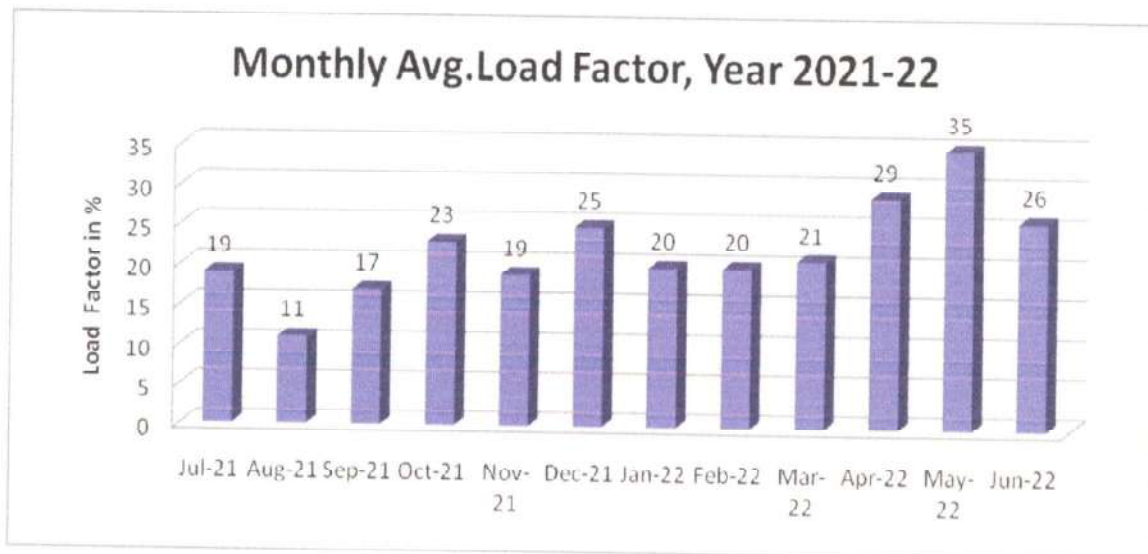


Figure 3.5:- Monthly load factor of the institute Year 2021-22

Observation:

The average load factor was 23.1 % for the year 2021-22 of the institute.

TRUE COPY



3.6 ToD Units Consumption analysis Year-2021-22

The Time of Day units consumptions for the institute is given in the following table. 3.3

Table 3.5:- Tod Units of the institute year 2021-22

Sr.No	Month & Year	Unit Consumption (Peak)	Unit Consumption (Off Peak)	Unit Consumption (Normal)	Total Unit Consumption
1	Jul-21	1671	2529	11588	15788
2	Aug-21	1263	2030	6867	10160
3	Sep-21	1691	2460	10780	14931
4	Oct-21	2379	3693	14097	20169
5	Nov-21	2459	3572	10955	16986
6	Dec-21	3629	4410	13005	21044
7	Jan-22	2964	3837	10596	17397
8	Feb-22	2774	3764	11071	17609
9	Mar-22	2837	4539	9565	16941
10	Apr-22	4640	8949	23482	37071
11	May-22	6006	10689	26540	43235
12	Jun-22	5232	11834	25804	42870
	Total	37545	62306	174350	274201

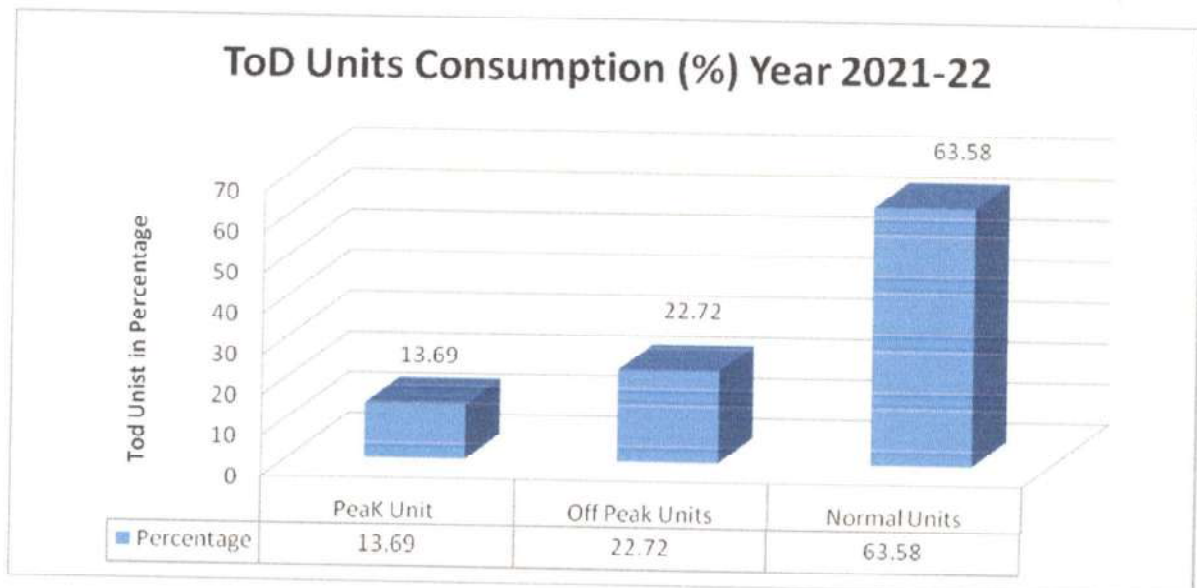


Figure 3.6:- Graphical presentation of Tod Units Consumption analysis Year 2021-22

Observation:

It was observed that 2,74,201 units is consuming at “Normal Time” with 63.58 % of the total energy consumption of the institute.

TRUE COPY



Chapter-4
CONNECTED LOAD

4.1 Connected load details

Sr. no	Floor	Room No.	PC	AC	Fan	Tube light			Projector	Printer	Induction	Fridge	Washing machine	Geyser	RO
						36 W	LED 15W	LED 18W							
1	Ground Floor	HR OFFICE	1	1	1	0	4	0	0	0	0	0	0	0	0
2		DIRECTOR OFFICE	3	2	7	28	0	0	0	0	0	0	0	0	0
3		ADMIN OFFICE	6	4	5	0	22	0	0	2	1	0	0	0	0
4		Class Room 1	1	3	4	0	0	8	1	0	0	0	0	0	0
5		Class Room 2	1	3	4	0	0	8	1	0	0	0	0	0	0
6		WASHROOM - Ground	0	0	2	0	0	6	0	0	0	0	0	0	0
7		PORCH	0	0	8	13	6	2	0	0	0	0	0	0	0
8		STAFF ROOM	5	4	8	26	0	0	0	0	1	0	0	0	0
9		CONFERENCE ROOM	0	1	1	0	6	0	0	0	0	0	0	0	0
10		SOCIETY ROOM	3	0	2	8	0	0	0	0	0	0	0	0	0
11		Class Room 3	1	4	6	0	0	18	1	0	0	0	0	0	0
12		Class Room 4	1	4	7	0	12	0	1	0	0	0	0	0	0
13		Class Room 5	1	4	8	0	13	0	1	0	0	0	0	0	0
14		Class Room 6	1	4	8	0	13	0	1	0	0	0	0	0	0



Energy Audit Report
Indore Institute of Law, Rau-Pithampur
Road, Indore (M.P.)



15	Class Room 7	1	3	5	0	0	0	14	1	0	0	0	0	0	0
16	WASHROOM - First	0	0	0	0	6	2	0	0	0	0	0	0	0	0
17	PORCH	0	0	0	5	3	0	0	0	0	0	0	0	0	0
18	Class Room 8	1	3	6	2	0	1	1	1	0	0	0	0	0	0
19	Class Room 9	1	3	6	3	0	0	0	0	0	0	0	0	0	0
20	Class Room 10	1	0	4	4	0	0	0	1	0	0	0	0	0	0
21	Class Room 11	0	0	3	3	0	0	0	1	0	0	0	0	0	0
22	Class Room 12	1	3	6	3	0	0	0	1	0	0	0	0	0	0
23	Class Room 13	1	3	6	3	0	0	0	1	0	0	0	0	0	0
24	Moot Court	0	7	7	9	9	0	0	0	0	0	0	0	0	0
25	WASHROOM - Second	0	0	2	0	0	5	0	0	0	0	0	0	0	0
26	PORCH	0	0	0	11	8	5	0	0	0	0	0	0	0	0
27	Class Room 14	1	0	4	2	0	0	0	1	0	0	0	0	0	0
28	Class Room 15	1	0	4	2	0	0	0	1	0	0	0	0	0	0
29	Class Room 16	1	0	4	2	0	0	0	1	0	0	0	0	0	0
30	Class Room 17	1	0	4	2	0	0	0	1	0	0	0	0	0	0

TRUE COPY



**Energy Audit Report
Indore Institute of Law, Rau-Pithampur
Road, Indore (M.P.)**



31	Class Room 18	1	0	4	1	0	0	1	1	0	0	0	0	0	0	0	0
32	Class Room 19	1	0	7	4	0	0	0	1	0	0	0	0	0	0	0	0
33	Class Room 20	1	3	5	3	0	0	0	1	0	0	0	0	0	0	0	0
34	Class Room 21	1	3	6	3	0	0	0	1	0	0	0	0	0	0	0	0
35	WASHROOM - Second	0	0	1	0	0	0	4	0	0	0	0	0	0	0	0	0
36	PORCH	0	0	0	5	11	0	0	0	0	0	0	0	0	0	0	0
37	Library and Computer Class	22	1	15	16	0	0	0	0	1	0	0	0	0	0	0	0
38	Admission Cell		18	0	0	0	0	78	0	4	1	1	1	0	0	0	0
39	Canteen	0	4	0	0	0	0	68	0	0	0	0	3	0	0	0	1
40	Porch+ washroom	0	0	0	0	0	0	12	0	0	0	0	0	0	0	0	0
41	First Floor	4	4	5	0	5	0	3	0	2	1	0	0	0	0	0	0
42	Second Floor	9	4	27	0	20	4	22	4	0	0	0	0	0	0	0	0
43	Third Floor	7	5	37	0	0	5	51	5	1	0	0	0	0	0	0	0
44	Fourth Floor	4	0	36	0	0	28	0	5	0	0	0	0	0	0	0	0
45	Library and Computer Class	43	0	12	0	0	0	24	0	2	0	0	0	0	0	0	0
46	Samruddhi Boys Hostel	1	17	52	20	15	104	0	0	1	0	1	5	5	1	1	1
47	Samruddhi Girls Hostel	1	21	108	189	40	0	0	0	1	0	1	6	6	1	1	1
	Total	129	136	447	367	193	464	34	14	4	6	11	11	11	3	3	3

TRUE COPY



Energy Audit Report Indore Institute of Law, Rau-Pithampur Road, Indore (M.P.)



4.2 Load sharing equipment

Table 4.1:-Total connected load share % on equipments

Sr. No.	Equipment's	Rated Power (Watt)	Quantity (Nos)	Total Power (Watt)	Load Share (%)
1	LED Tube light (18 W)	18	367	6606	2.15
2	Tube light (36 W)	36	193	6948	2.26
3	LED Tube light (15 W)	15	464	6960	2.27
4	Celling Fan (60 W)	60	447	26820	8.73
5	RO	1500	5	7500	2.44
6	AC	1500	136	204000	66.41
7	PC	85	129	10965	3.57
8	Printer	250	14	3500	1.14
9	Geyser	2000	11	22000	7.16
10	Projector	350	34	11900	3.87
Total Connected load (Watt)				307199	100.00

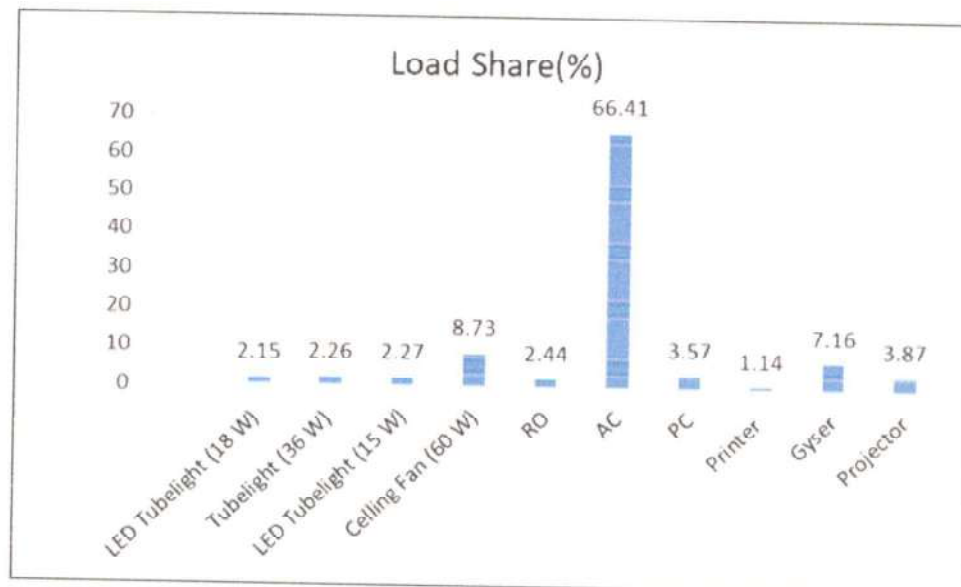


Figure 4.1:- Equipment loading Share % year-2021-22

TRUE COPY



4.3 Some photographs of electrical equipment's




Figure 4.2:- Electrical Equipment in institute

TRUE COPY



CHAPTER- 5
ENERGY CONSERVATION MEASURES

Case Study No. -01

Replacement of conventional (36 Watt) tubelight to energy-efficient LED tube light(20 Watt) in phase manner:-

Sr. No.	Items	Parameters	Units
1	Total Power Consumption by T-8 conventional tube light (12 Watt Blast Power)	48	W
2	No of T-8	367	Nos.
3	Working Hrs/Day	8	Hrs/Day
4	Working Days/Year	250	Days/Year
5	Energy Efficient T-5 (LED)	20	W
6	Expected Energy Saving	20,552	kWh/Year
7	Load Factor@90% Assume	0.9	
8	Expected Annual Energy Saving	18,497	kWh/Year
9	Overall Per Unit Charges	9.36	Rs./kWh
10	Expected Money Saving	1,73,130	Rs./Year
11	Cost of T-5	200	Rs./ Pices
12	Investment on New Light Purchasing	73,400	Rs.
13	Maintenance Investment	3,670	Rs.
14	Total Investment	77,070	Rs
15	Simple Pay Back Period	5	Month

Total Calculated Monetary Saving Potential in lighting = **Rs 1, 73,130 /-**

Note: - Energy savings depend on the operation hour per day and the load factor of the systems.

TRUE COPY



Energy Audit Report
Indore Institute of Law, Rau-Pithampur
Road, Indore (M.P.)



Case Study No. -02

Improve Power Factor from 0.959 to 0.999

Sr.No	Month & Year	Avg Power Factor	PF Incentive (%)	PF Incentive Loss (%)	Incentive Loss (RS.)
1	Jul-21	0.963	2	5.00	5881
2	Aug-21	0.964	2	5.00	3785
3	Sep-21	0.960	2	5.00	5562
4	Oct-21	0.971	3	4.00	6010
5	Nov-21	0.964	2	5.00	6327
6	Dec-21	0.967	2	5.00	7839
7	Jan-22	0.963	2	5.00	6480
8	Feb-22	0.971	3	4.00	5247
9	Mar-22	0.959	1	6.00	7573
10	Apr-22	0.980	5	2.00	5598
11	May-22	0.975	3	4.00	13057
12	Jun-22	0.979	3	4.00	12947
		0.959			86,305

Observation – Average Annual Power factor of last 12 month is 0.959.

Recommendation – Improve the system power factor up to 0.999. As per the applicable terrif power factor incentive can be gain Rs.86, 305/-

TRUE COPY



Energy Audit Report
Indore Institute of Law, Rau-Pithampur
Road, Indore (M.P.)



Case Study No. 3

Replacement of 60W conventional ceiling fan by 28W BLDC Energy Efficient ceiling fan in Phase manner

Sr. No.	Items	Parameters	Units
1	Power Consumption by 60W	60	W
2	No. of Fan	447	No's
3	Working Hrs/Day	8	Hrs/Day
4	Working Days/Year	250	Days/Year
5	Energy Efficient 28W	28	W
6	Energy Saving Potential	28,608	kWh/Year
7	Load Factor	0.9	NA
8	Expected Annual Energy Saving	25747.2	kWh/Year
9	Per Unit Charges	9.36	Rs./kWh
10	Expected Money Saving	2,40,994	Rs./Year
11	Cost of New Ceiling Fan	1800	Rs./ Pices
12	Investment on New Fan Purchasing	8,04,600	Rs.
13	Annual Maintenance Cost	40,230	Rs.
14	Total Investment	8,44,830	Rs.
15	Simple Pay Back Period	4	Year

Total Calculated Monetary Saving Potential in Ceiling Fan = Rs 2, 40,994/-

Note: - Energy savings depends on the operation hour per day and the load factor of the systems.

TRUE COPY



Annexure-01

Green Campus Policy



INDORE INSTITUTE OF LAWSM

(Affiliated to D.A.V.V. & Bar Council of India, New Delhi)

***GREEN CAMPUS POLICY
AND
INITIATIVE***



TRUE COPY



Continues :-

GREEN CAMPUS INITIATIVES INCLUDE

The institutional initiatives for greening the campus are as follows:

- Restricted entry of automobiles
- Ban on use of Plastic

RESPONSE:

Indore Institute of Law has always followed a green agenda and has shown remarkable awareness of maintaining an eco- friendly campus. On visiting the Campus, one can experience the appealing and well designed buildings, beautiful lawns, spacious sports ground and lush green environment favorable for the teaching learning process.

RESTRICTED ENTRY OF AUTOMOBILES

Indore Institute of Law operates a fleet of 3 buses covering each corner of Indore and its nearby areas to facilitate the students and staff. The institute encourages the staff and students to use the institute conveyance instead of their vehicles for safety, security, fuel conservation and to reduce environmental pollution.

The Institution buses are periodically checked for pollution by the authorized agency. Institute has a vehicle parking area available near main entrance of the campus for the guests, visitors, faculties, students and any other vehicles. The vehicles should possess pollution check stickers. Only bicycles are allowed inside the campus. Random checks are made to check the validation and periodicity of this certificate. For two wheelers or four wheelers, security measures are compulsory. Stakeholders are also encouraged to adopt carpooling to reduce the toxic emissions in the air.



TRUE COPY



Continues :-



Green your commute

Drive less, travel possible



USE OF BICYCLES

The students staying on the Institute campus are using bicycles to move within the campus as well as to travel the nearby areas outside the campus. Students and staff coming from nearby villages also prefer bicycles as a mode of transport for attending the Institution. It is environmentally friendly and helps to decrease pollution.



BAN ON USE OF PLASTIC

Indore Institute of law is making an untiring effort to "Reduce Plastic Pollution" by minimizing plastic footprints and by way of refuse, reduction, reuse, and recycling. Hence the subsequent initiatives are taken by all the stakeholders to spread awareness of environmental conversation:

- 1- To refuse and reduce plastic products in daily use and pledge to a plastic free environment within the campus.
- 2- Ban Single use plastic, water bottles, takeaway cups, lunch wrapped in disposable plastic, packaging, plastic bags, disposable food service cups, plates and containers fabricated from polystyrene foam, plastic, straws etc. within the campus premises and canteen.

TRUE COPY



Energy Audit Report
Indore Institute of Law, Rau-Pithampur
Road, Indore (M.P.)



- 3- Encourage the use of biodegradable and other kind of compostable utensils in situ of plastic and shall bring a fork, knife and spoon from home.
- 4- Encourage the use of durable, foldable and cheap reusable bags that may be carried around in a car, pocket or purse.
- 5- Discourage plastic bottles and instead use glass, steel or clay bottles in office.
- 6- Welcome innovative ideas to cut back plastic foot prints.
- 7- The staff and students are informed to use steel or copper water bottles rather than plastic bottles.



TRUE COPY



Energy Audit Report
Indore Institute of Law, Rau-Pithampur
Road, Indore (M.P.)



END OF THE REPORT

THANKS

TRUE COPY



INDORE INSTITUTE OF LAW

(Affiliated to DAVV & BCI)

—Rank 1st PRIVATE LAW COLLEGE IN M.P., C.J. & RAJASTHAN BY—
INDIA TODAY - OUT LOOK - THE WEEK - THE KNOWLEDGE REVIEW


Gendalal Bam Parisar, Opp. IIM Rau, Pithampur Road (M.P.), 453331
Email ID- indoreinstituteoflaw@gmail.com, Website: www.indoreinstituteoflaw.org

Phone no:- 9977091777, 9977019777

7.1.6

CERTIFICATE OF ENERGY AUDIT

7.1.6

	<p>Empirical Exergy Private Limited</p> <p>Registered Office: 18-E, Sudama Nagar, Indore -452009 Office (Indore): Flat No. 201, Om Apartment, 214 Indrapuri, Indore (M.P.), Contact: +91-731-4948831, Mobile: +91-78693-27256, 88713-68108 www.eeplgroups.com, email: eempirical18@gmail.com CIN No: U74999MP2018PTC045751</p>
---	---

Ref No: EEPL/2022-23/C47

Date: - 29-08-2022

ENERGY AUDIT CERTIFICATE

This is certified that Empirical Exergy Private Limited (EEPL) Indore M.P. has conducted Energy audit at Indore Institute of Law Rau-Pithampur Road, Indore (M.P.) for the Year 2021-22 and audit report has been submitted.

We avail this opportunity to express our deep and sincere gratitude to the management for their whole hearted support and co-operations during the energy audit.

This certificate is being issued on the basis of the Energy Audit conducted by EEPL.

For- Empirical Exergy Private Limited

**Rajesh Kumar Singadiya (Director)**

M.Tech (Energy Management), PhD (Research Scholar)
Accredited Energy Auditor [AEA-0284]
Certified Energy Auditor [CEA-7271]
(BEE, Ministry of Power, Govt. of India)
Empanelled Energy Auditor with MPUVN, Bhopal M.P.
Lead Auditor ISO50001:2011 [EnMS] from FICCI, Delhi
Certified Water Auditor (NPC, Govt of India)
Chartered Engineer [M-1699118], The Institution of Engineers (India)
Member of ISHRAE [58150]

TRUE COPY


Director/Dean/Principal/HOD

Prof. (Dr.) Manpreet Kaur Rajpal
Dean



INDORE INSTITUTE OF LAW

(Affiliated to DAVV & BCI)

—Rank 1st PRIVATE LAW COLLEGE IN M.P., C.J. & RAJASTHAN BY—
INDIA TODAY – OUT LOOK – THE WEEK – THE KNOWLEDGE REVIEW

Gendalal Bam Parisar, Opp. IIM Rau, Pithampur Road (M.P.), 453331
Email ID- indoreinstituteoflaw@gmail.com, Website: www.indoreinstituteoflaw.org
Phone no:- 9977091777, 9977019777

7.1.6

ENVIRONMENT AUDIT



Environment Audit Report
Indore Institute of Law, Rau-Pithampur
Road, Indore (M.P.)



ENVIRONMENT AUDIT REPORT



**Indore Institute of LAW
Rau-Pithampur Road,
Indore(M.P.)**

PREPARED BY

EMPIRICAL EXERGY PRIVATE LIMITED

Flat No. 201, OM Apartment, 214 Indrapuri Colony,
Bhawarkuan, Indore – 452 001 (M. P.), India
0731-4948831, 7869327256

Email ID: cempirical18@gmail.com

www.eeplgroups.com

(2021-22)

Mam
Prof. (Dr.) Manpreet Kaur Reja
Dean

Indore Institute of Law

TRUE COPY



CONTENT

Sr No.	Items	Page No
I	Acknowledgement	3
II	Certification Of Accreditation	4
III	The Audit Team	5
IV	Executive Summary	6
Chapter-1	Introduction	7
1.1	About Institute	7
1.2	About Institute Infrsatructure	9
1.3	Green Monitoring Committee	10
1.4	Environment Auditing	11
1.5	Objective Of Environment Audit	11
1.6	Target Area Of Environment Audit	11
1.7	Methodology Followed For Conducting Environment Audit	12
Chapter- 2	Water Consumption And Wastewater Sources	13
2.1	Details Of Source Fresh Water And Uses Area	13
2.2	Water Flow and Power Measurement	14
2.3	Water Accounting and Metering System	15
2.4	Water Distribution Network	16
2.5	Water Storage Capacity in Institute Campus	17
2.6	Photographs of water storage tanks.	18
2.7	Water use areas on Institute Campus	19
2.8	Detailed of RO in Institute Campus	20
2.9	Waste Water Generation sources	21
Chapter- 3	Rain Water Harvesting System	22
3.1	About Rain Water Harvesting	22
3.3	Rainwater Harvesting Potential In The Institute	23
Annexure-01	Green Campus Policy	24

TRUE COPY



ACKNOWLEDGEMENT

Empirical Exergy Private Limited (EEPL), Indore (M.P) takes this opportunity to appreciate & thank the management of **Indore Institute of Law, Indore** for allowing us to conduct an environment audit for the institute.

We are indeed touched by the helpful attitude and co-operation of all faculties and technical staff, who rendered their valuable assistance and co-operation during the course of study.


Rajesh Kumar Singadiya

(Director)


M.Tech (Energy Management), PhD (Research Scholar)
Accredited Energy Auditor [AEA-0284]
Certified Energy Auditor [CEA-7271]
(BEE, Ministry of Power, Govt. of India)
Empanelled Energy Auditor with MPUVN, Bhopal M.P.
Lead Auditor ISO50001:2011 [EnMS) from FICCI, Delhi
Certified Water Auditor (NPC, Govt of India)
Chartered Engineer [M-1699118], The Institution of Engineers (India)
Member of ISHRAE [58150]



Certificate of Accreditation

 **BUREAU OF ENERGY EFFICIENCY**

Examination Registration No.: EA-7271
Accreditation Registration No.: AEA-284



Certificate of Accreditation

This is to certify that Mr./Ms. **Shri. Rajesh Kumar Singadiya** having its trade/registered office at has been given accreditation as accredited energy auditor. The certificate shall be effective from **9th** day of **May, 2018**.

The certificate is subject to the provisions of the Bureau of Energy Efficiency (Qualifications for Accredited Energy Auditors and Maintenance of their List) Regulations, 2010.

This certificate shall be valid until it is cancelled under regulation 9 of the Bureau of Energy Efficiency (Qualifications for Accredited Energy Auditors and Maintenance of their List) Regulations, 2010.

On cancellation, the certificate of accreditation shall be surrendered to the Bureau within fifteen days from the date of receipt of order of cancellation.

Your name has been entered at AEA No. **284** in the register of list of accredited energy auditors. Your name shall be liable to be struck out on the grounds specified in regulation 8 of the Bureau of Energy Efficiency (Qualifications for Accredited Energy Auditors and Maintenance of their List) Regulations, 2010.

Given under the seal of the Bureau of Energy Efficiency, Ministry of Power, this **5th** day of **October, 2018**

Secretary,
Bureau of Energy Efficiency
New Delhi



The Audit Team

The study team constituted of the following senior technical executives from **Empirical Exergy Private Limited,**

- + **Mr. Rajesh Kumar Singadiya** [Director & Accredited Energy Auditor AEA-0284]
- + **Mr. Rakesh Pathak,** [Director & Electrical Expert]
- + **Mr. SachinKumawat** [Sr. Project Engineer]
- + **Mr. Charchit Pathak** [Asst.Project Engineer]
- + **Mr. AakashKumawat**[Site Engineer]
- + **Mr. Ajay Nahra** [Sr. Accountant & admin]

TRUE COPY



EXECUTIVE SUMMARY

The executive summary of the environmental audit report furnished in this section briefly gives the identified water conservation measures that can be implemented in a phased manner to conserve water and increase the productivity of the institute.

INITIATIVE FOR ENVIRONMENT BY INSTITUTE

WATER SPRINKLER SYSTEM :-

- ✦ Institute has installed water sprinkler system for gardening in lawan and garden area .
It is reduced water consumption **Its Appreciable.**

ENVIRONMENT AUDIT RECOMMENDATION

FRESH WATER MONITORING SYSTEM

- ✦ Install water flow meters (Mechanical or Electronics) in distribution network, like institute building block, hostel building, for quantity per day water consumption in the institute campus.

WASTE WATER TREATMENT PLANT.

- ✦ Waste water generated from various departments and hostel should be collect in separate waste water collection tank. The source of waste water generated from hostels activities like washroom, canteen, shower water (bath) and mess.
- ✦ It should be treated in STP plants after that treated water reuse in activity like gardening, toilet and wash room etc

TRUE COPY



CHAPTER-1 INTRODUCTION

1.1 About Institute

Indore Institute of Law (IIL) was founded with a vision to be one of India's most prominent Law institutes and has established itself as one of the most recognized Law Institutes in India. IIL are committed to providing the best platform for global legal education to students and courses are designed in order to give a complete exposure, both in domestic and international law practices, students. At Indore Institute of Law, students have an option to choose from a variety of law courses, where they are offered complete law programmes along with practical training and research papers to get an all-round understanding of the law in detail.



Figure 1.1: - Satellite Image of IIL, Indore from Google map

Value Based Education

“Educating the mind without educating the heart is no education at all!” At Indore Institute of Law, the objective of delivering Value Based Education is to produce responsible and committed citizens. This education acts as a multidimensional attribute to activate human values among students. On one hand, they achieve exceptional success in their legal profession and on the other, they become good human beings with a heart for society and the country. This is an institute which stands on the foundation of moral values, passion and a relentless search for excellence.



**Environment Audit Report
Indore Institute of Law, Rau-Pithampur
Road, Indore (M.P.)**



Objective

At Indore Institute of Law, our objective is to form a community where people come together and respect the law and take an oath to use it in an honest way for the betterment of the society.

Mission

The world works with a right mix of Cultural and Spiritual Excellence and sometimes, you need the help of law to maintain the right balance in the society. For a society to function ideally, you need people to maintain a certain law and order and direct it towards an accomplishment it is trying to achieve. At Indore Institute of Law, we are nurturing young minds with equality and right law education to ensure they promote it further to the society, when they take the law as their career path. The society is always looking forward to people who are making a positive change with their morals and with a higher understanding of moral excellence. This is where Indore Institute of Law steps in and offers a platform to the students where they get a complete understanding of law, fostering their minds in the right development that is ultimately going to play a positive role in the betterment of the society and the nation, as whole.

TRUE COPY



**Environment Audit Report
Indore Institute of Law, Rau-Pithampur
Road, Indore (M.P.)**



1.2 About Institute Infrastructure:

The institute is spread over **1,81,673 Sq.Ft.** with plenty of open space and sports area interspersed within academic buildings. The details of various department and building are given below:

Table I.1:- Name of the various Building in the institute

Sr.No.	Building	Buildup Area(Sq.Ft.)
1	Block-A	65,725
2	Block-B	10,032
3	Block-C	28,201
4	Boys Hostel (Block- D)	32,830
5	Girls Hostel (Block- E)	44,885
	Total	1,81,673

TRUE COPY



Environment Audit Report
Indore Institute of Law, Rau-Pithampur
Road, Indore (M.P.)



1.3 Green Monitoring Committee.

INDORE INSTITUTE OF LAW™

(Affiliated to DAVV and Bar Council of India, New Delhi)



—RANK 1st PRIVATE LAW COLLEGE IN M.P., C.G. & RAJASTHAN BY—
INDIA TODAY | OUTLOOK | THE WEEK | THE KNOWLEDGE REVIEW

Campus Add.: "Gendral Ram Dasra", Dop. BM Rau, Pithampur Road, Indore (M.P.) 451111

Phone No. +91 9977091777, 9977019777 | Web: www.indoreinstituteoflaw.org | E-mail: indoreinstituteoflaw@gmail.com

No. 111/76/10/22


02.07.2022
 Date: / /

Energy, Water, Green & Environment Audit Committee

Energy, Water, Green & Environment Audit Committee will consist of the following members.

S. No.	Name	Designation
1	Dr. Manpreet Kaur Rajpal	Dean and Director Academics
2	Mr. K.S. Vyas	Executive Director
3	Mr. Nitin Jasuja	Campus Incharge
4	Mr. Arun Naik	Admin Officer
5	Mr. Shekhar Patankar	Coordinator
6	Mr. Ashish Verma	Admin. Assistant
7	Mr. Anil Choudhary	Campus Supervisor
8	Mr. Yogendra Singh Thakur	Campus Supervisor

Time duration of this committee is 2 years, after which the committee will be reconstituted.


Executive Director
Indore Institute of Law
Executive Director (Admin)
Indore Institute of Law

ISO 9001:2008 Certified

Ran By: Icon Education Society

City Office : 425/426, Dr. B. Malvi, A B Road, Indore (M.P.)

Associate Institute:

INDORE NURSING COLLEGE
(Affiliated to DAVV and India Nursing Council, New Delhi)
 www.indorenursingcollege.com

TVMHC Institute of Management
(Affiliated to DAVV and approved by M.P. Higher Edu. & AICTE, New Delhi)
 www.tvmhcindore.com

TRUE COPY



1.4 Environment Auditing

Environment audits can be a highly valuable tool for an institute in a wide range of ways to improve their energy, environment, and economic performance, while reducing wastages and operating costs. Environment audits provide a basis for calculating the economic benefits of water conservation projects by establishing the current rates of water use and their associated cost.

1.5 Objectives of Environment audit

The general objective of the environmental audit is to conduct an environment audit and preparation of baseline report on water conservation measures to mitigate consumption and improve quality and sustainable practices.

The specific objectives are.

- ✦ To monitor freshwater consumption in the institute and water conservation practices.
- ✦ To assess the quantity of water usage, the quantity of wastewater generation, and their reduction within the institute.

1.6 Target Areas of Environment audit

This indicator addresses water sources, water consumption, irrigation, stormwater, appliances, and fixtures. Aquifer depletion, and water contamination are taking place at unprecedented rates. It is therefore essential that any environmentally responsible institution should examine its water use practices.

TRUE COPY



1.7 Methodology followed for conducting Environment audit

Step 1: Walkthrough survey

- ✦ Understanding of existing water sourcing, storage, and distribution facility.
- ✦ Assessing the water demand and water consumption areas/processes.
- ✦ Preparation of detailed water circuit diagram.

Step 2: Secondary Data Collection

- ✦ Analyse historic water use and wastewater generation
- ✦ Field measurements for estimating current water use
- ✦ Metered & unmetered supplies.
- ✦ Understanding of “base” flow and usage trends at the site
- ✦ Past water bills
- ✦ Wastewater treatment scheme & costs etc.

Step 3: Site Environment Audit Planning (based on on-site operations and practices)

- ✦ Preparation of water flow diagram to quantify water use at various locations
- ✦ Wastewater flow measurement and sampling plan

Step 4: Conduction of Detailed Environment Audit & Measurements

- ✦ Conduction of field measurements to quantify water/wastewater streams
- ✦ Power measurement of pumps/motors
- ✦ Preparation of water balance diagram
- ✦ Establishing water consumption pattern
- ✦ Detection of potential leaks & water losses in the system
- ✦ Assessment of productive and unproductive usage of water
- ✦ Determine key opportunities for water consumption reduction, reuse & recycle.

Step 5: Preparation of Environment Audit Report

- ✦ Documentation of collected & analysed water balancing and measurement details
- ✦ Projects and procedures to maximize water savings and minimize water losses.
- ✦ Opportunities for water conservation based on reducing/recycling/reuse and recharge options

TRUE COPY



CHAPTER- 2 WATER CONSUMPTION AND WASTEWATER SOURCES

2.1 Details of source of fresh water and use areas.

The main source of freshwater is bore well for the institute. The freshwater is mainly used for drinking, housekeeping, gardening, domestic activity, and new construction project. Details of the pumps are given in the table.

Table:2.1 Details of freshwater sources.

Sr. No.	LOCATION	POWER (H.P.)	TYPE	CONDITION	YEAR
1	GARDEN IN FRONT OF BLOCK B BUILDING (IN TANK)	3	OPEN WELL	WORKING	2013
2	CAMPUS WELL	5	OPEN WELL	WORKING	2014
3	GARDEN NO. 4 BOARING 1	5	SUB- MERSIBLE	WORKING	2014
4	BLOCK B BOARING	5	OPEN WELL	WORKING	2015
5	CAMPUS WELL	7.5	OPEN WELL	WORKING	2017
6	GARDEN 4 BOARING 2	5	SUB- MERSIBLE	WORKING	2018



Figure2.1:-Fresh water source borewell

TRUE COPY



Environment Audit Report
Indore Institute of Law, Rau-Pithampur
Road, Indore (M.P.)



2.2 Water flow measurement and power measurement: -

Table 2.2: - Flow and power measurement of borewells.

Sr.No.	Location	Motor Power (HP)	Voltage (V)	Current (A)	Power Factor	Power Consumption (kW)	Measured Water Flow (m ³ /hr)
1	GARDEN IN FORNT OF BLOCK B BUILDING (IN TANK)	3	412	5.4	0.893	3.44	5.8
2	CAMPUS OPEN WELL PUMP-01	5	423	8.43	0.902	5.57	4.6
3	GARDEN NO. 4 BOARING 1	5	412	9.34	0.864	5.76	1.8
4	BLOCK B BOARING	5	402	8.91	0.921	5.71	2.1
5	CAMPUS OPEN WELL PUMP-02	7.5	414	12.45	0.954	8.52	6.5
6	GARDEN 4 BOARING 2	5	415	9.43	0.912	6.18	1.8

Observation: -

It was measured that the average freshwater consumption of the institute from open well and bore well is 22.6 M3/Hr. Total water extraction depend on borewelles and pump operating time.

TRUE COPY



2.3 Water Accounting & Metering system:

It is observed that there is a requirement for water flow meters on borewells to quantify per day groundwater extraction from different sources.

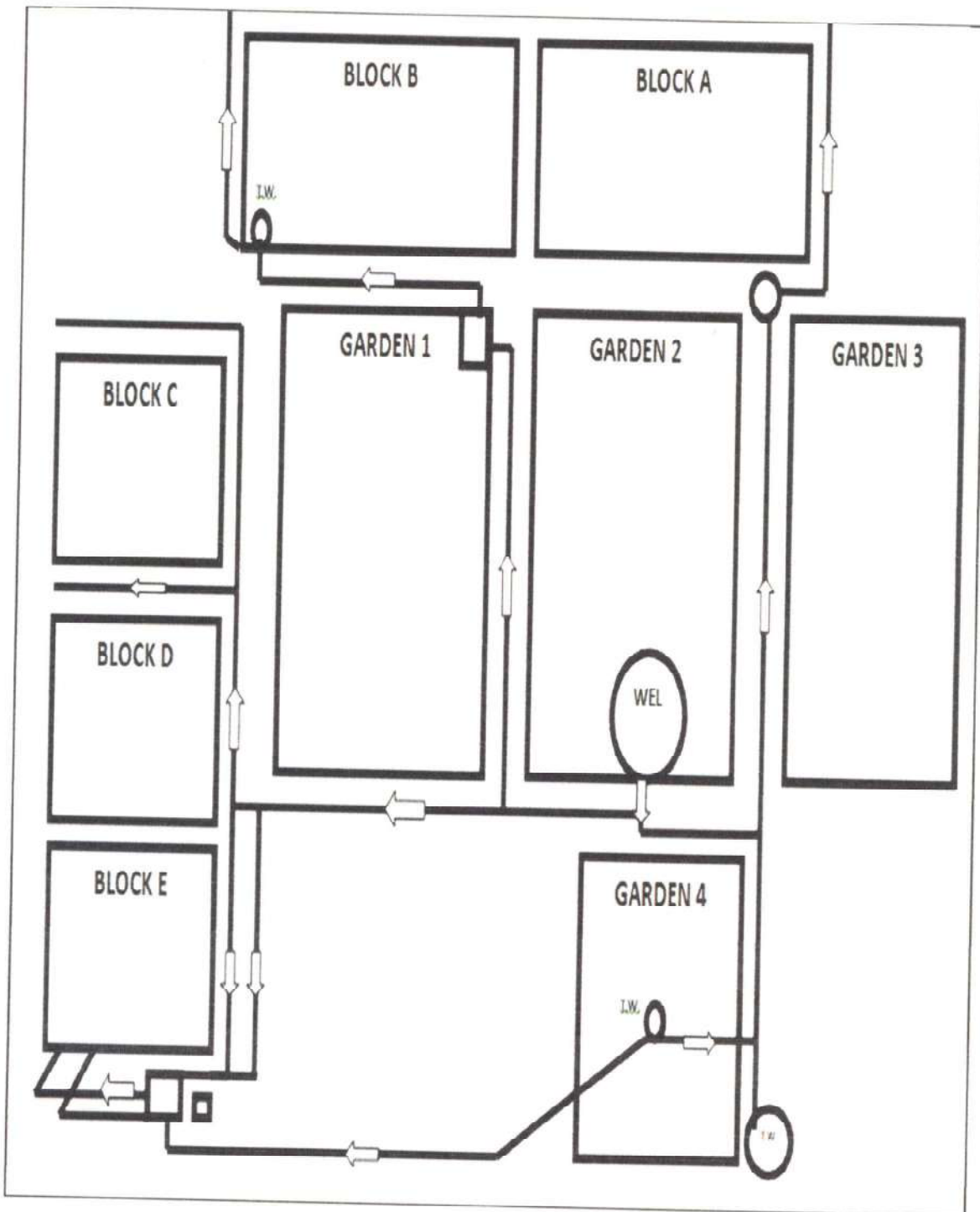


Figure 2.2: -Water flow measurement on the institute campus.

TRUE COPY



2.4 Water Distribution Network



TRUE COPY



Environment Audit Report
Indore Institute of Law, Rau-Pithampur
Road, Indore (M.P.)



2.5 Water storage capacity in institutecampus: -

There are different types of tanks available in the institute for water storage like underground RCC tanks, overhead RCC tanks, PVC tanks, etc.

Water tanks details with capacity (In Litre)					
Sr.No.	Block	Tank Details	Volume (In Litre)	Types of Tanks	Remarks
1	A	No. 1	42000	Overhead	Washroom, Toilets and other activity.
		No. 2	1000	Overhead	For RO
2	B	No. 1	50000	Overhead	Washroom, Toilets and other activity.
		No. 2	17800	Underground	Storage Tank
3	C	No. 1	55200	Overhead	Washroom, Toilets and other activity.
		No. 2	3800	Overhead	For RO
4	D	No. 1	36300	Overhead	Washroom, Toilets and other activity.
		No. 2	8500	Overhead	For RO
5	E	No. 1	42000	Overhead	Washroom, Toilets and other activity.
		No. 2	10500	Overhead	For RO
		No. 3	72020	Underground	Water Storage tank

TRUE COPY



**Environment Audit Report
Indore Institute of Law, Rau-Pithampur
Road, Indore (M.P.)**



Block A	No. 4	29700	Underground	For RO Waste and AC Waste water and rain water recharging Pit.
Block E	No. 4	32500	Underground	For RO Waste and AC Waste water and rain water recharging Pit.

2.6 Photographs of water storage tanks:-



Fresh Water Storage tank



Open Well

Figure: -2.2 Water storage tank and capacity of institute campus

TRUE COPY



Environment Audit Report
Indore Institute of Law, Rau-Pithampur
Road, Indore (M.P.)



2.7 Water use areas in Institute Campus: -

Water is preliminary used for drinking, domestic, gardening, and clinical activity. The audit team visited various departments and buildings to determine appliances. The details of the washroom, toilet, and taps are given on the table

Table: 2.3 Details of washroom and uses taps in various areas

Sr. No.	Block	Floor	Urinal	Wash Basin	Toilets	RO and Water Cooler	Total
1	A	Ground Floor	0	12	8	0	20
		First Floor	5	9	4	0	18
		Second Floor	4	9	4	0	17
		Third Floor	4	8	4	1	17
2	B	Ground Floor	0	6	2	0	8
		First Floor	9	2	6	1	18
3	C	Ground Floor	0	20	12	1	33
		First Floor	4	2	1	1	8
		Second Floor	5	2	1	1	9
		Third Floor	4	1	1	1	7
		Fourth Floor	5	1	1	1	8
		Fifth Floor	5	1	1	1	8
4	D	Ground Floor	0	4	2	2	8
		First Floor	1	4	12	1	18
		Second Floor	2	4	12	1	19
		Third Floor	3	5	14	1	23
		Fourth Floor	3	5	14	1	23
		Fifth Floor	3	5	13	1	22
5	E	Ground Floor	0	10	18	1	29
		First Floor	0	10	17	1	28
		Second Floor	0	10	17	1	28
		Third Floor	0	10	17	1	28
		Fourth Floor	0	6	17	1	24
		Fifth Floor	0	6	17	1	24
TOTAL							445

TRUE COPY



2.8 Details of RO in institutecampus.

Table 2.4: - Details of RO on the campus.

Sr.No.	Block	RO (In LPH)	Water Cooler (In LPH)
1	A	250	300
2	B	Auqagurad Small	150
3	C	500	500
4	D	250	300
5	E	250	300



Figure: - 2.3 Water Taps

TRUE COPY



**Environment Audit Report
Indore Institute of Law, Rau-Pithampur
Road, Indore (M.P.)**



2.09 Waste water generation sources.

At present wastewater is generated from various departments, canteen, and mess, hostels like washrooms, handwash and RO rejected water is drain out . It is recommended to the waste water should be treated in STP plants. And after that the treated water should be reused in gardening.

Table: - 2.5 Waste water generation areas in the institute campus

Sr. No	Key Water Usage Section	Type of water used (raw, treated, etc.)	Water Consuming activities
1	Admin Block	Fresh Water	Drinking and other uses
2	Hostels	Fresh Water	Drinking, Food cooking, other Uses
3	Institution Buildings	Fresh Water	Drinking and other uses
4	Canteens /Mess	Fresh Water	Food cooking, drinking

✚ Some photographs of wastewater generation sources are given



Figure:-2.6 Waste water generation sources

TRUE COPY



CHAPTER- 3 RAINWATER HARVESTING SYSTEM

3.1. Rain water harvesting systems

Rainwater harvesting is a technique to capture the rainwater when it precipitates, store that water for direct use or charge the groundwater and use it later.

There are typically four components in a rainwater harvesting system:

- ✚ Roof Catchment.
- ✚ Collection.
- ✚ Transport.
- ✚ Infiltration or storage tank and use.

If rainwater is not harvested and channelized it runoff quickly and flows out through storm-water drains. For storm-water management, the recharge pits, percolation pits, and porous trenches are constructed to allow stormwater to infiltrate inside the soil.

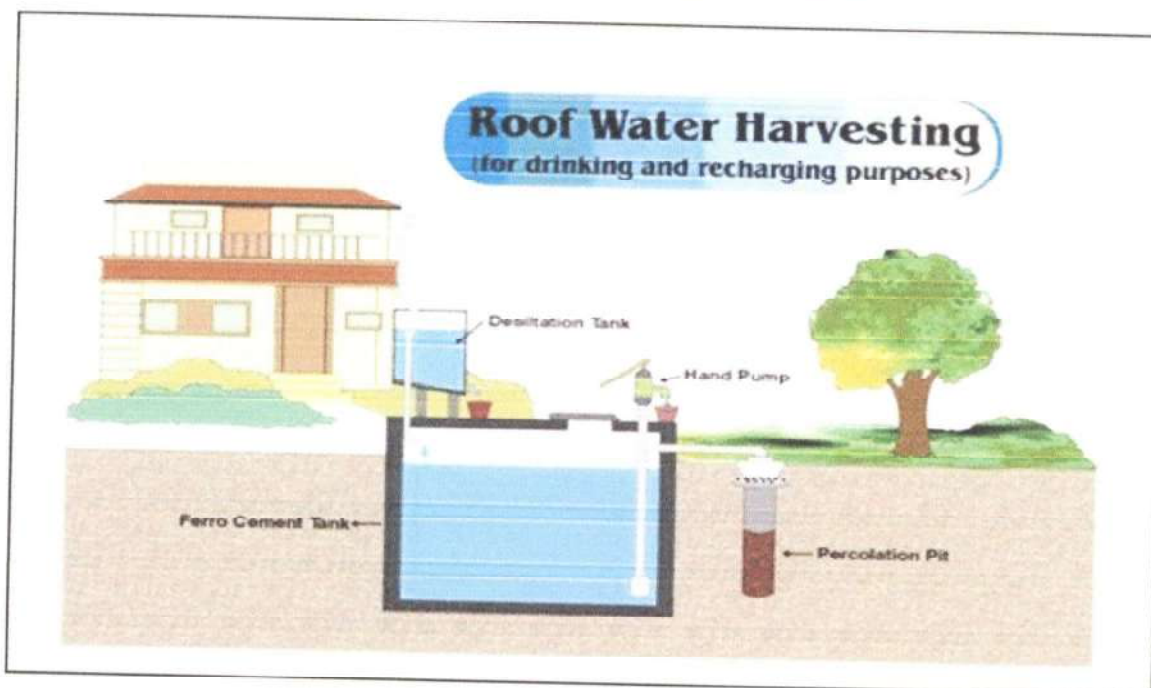


Figure: - 3.1 Components of a rooftop rainwater harvesting system



3.2 Rainwater Harvesting Potential of the Institute(Pending from institute side)

The institute has a total built-up area is approx. 16,878 m². The average annual rainfall of 0.952 m and runoff coefficient of 0.88 is considered for commercial building. According to the above figures and consideration, the estimated rainwater harvesting potential for the institute is about 14139 m³/year. The following Mathematical Equation is used for the calculation.

$$\text{RWH Potential} = \text{Rainfall (m)} \times \text{Area of catchment (m}^2\text{)} \times \text{Runoff coefficient}$$

Rain Water Harvesting Potential Calculation					
Sr. No.	Name of the building	Rooftop Area (m ²)	Average rain fall (m)	Runoff coefficient	Rainwater Harvesting potential (m ³ /year)
1	Block-A	6106.05	0.952	0.88	5,115
2	Block-B	932	0.952	0.88	781
3	Block-C	2619.9	0.952	0.88	2,195
4	Boys Hostal	3050	0.952	0.88	2,555
5	Girls Hostal	4169	0.952	0.88	3,493



Annexure-01

Green Campus Policy



INDORE INSTITUTE OF LAWSM

(Affiliated to D.A.V.V. & Bar Council of India, New Delhi)

GREEN CAMPUS POLICY AND INITIATIVE



TRUE COPY



Continues :-

GREEN CAMPUS INITIATIVES INCLUDE

The institutional initiatives for greening the campus are as follows:

- Restricted entry of automobiles
- Ban on use of Plastic

RESPONSE:

Indore Institute of Law has always followed a green agenda and has shown remarkable awareness of maintaining an eco- friendly campus. On visiting the Campus, one can experience the appealing and well designed buildings, beautiful lawns, spacious sports ground and lush green environment favorable for the teaching learning process.

RESTRICTED ENTRY OF AUTOMOBILES

Indore Institute of Law operates a fleet of 3 buses covering each corner of Indore and its nearby areas to facilitate the students and staff. The institute encourages the staff and students to use the institute conveyance instead of their vehicles for safety, security, fuel conservation and to reduce environmental pollution.

The Institution buses are periodically checked for pollution by the authorized agency. Institute has a vehicle parking area available near main entrance of the campus for the guests, visitors, faculties, students and any other vehicles. The vehicles should possess pollution check stickers. Only bicycles are allowed inside the campus. Random checks are made to check the validation and periodicity of this certificate. For two wheelers or four wheelers, security measures are compulsory. Stakeholders are also encouraged to adopt carpooling to reduce the toxic emissions in the air.



True Green



Continues :-



Green your commute

Choose the green mode



Walk



Bike



Carpool



Public Transit

USE OF BICYCLES

The students staying on the Institute campus are using bicycles to move within the campus as well as to travel the nearby areas outside the campus. Students and staff coming from nearby villages also prefer bicycles as a mode of transport for attending the Institution. It is environmentally friendly and helps to decrease pollution.



BAN ON USE OF PLASTIC

Indore Institute of law is making an untiring effort to "Reduce Plastic Pollution" by minimizing plastic footprints and by way of refuse, reduction, reuse, and recycling. Hence the subsequent initiatives are taken by all the stakeholders to spread awareness of environmental conversation:

- 1- To refuse and reduce plastic products in daily use and pledge to a plastic free environment within the campus.
- 2- Ban Single use plastic, water bottles, takeaway cups, lunch wrapped in disposable plastic, packaging, plastic bags, disposable food service cups, plates and containers fabricated from polystyrene foam, plastic, straws etc. within the campus premises and canteen.



Environment Audit Report
Indore Institute of Law, Rau-Pithampur
Road, Indore (M.P.)



END OF THE REPORT
THANKS

TRUE COPY



INDORE INSTITUTE OF LAW

(Affiliated to DAVV & BCI)

— Rank 1st PRIVATE LAW COLLEGE IN M.P., C.J. & RAJASTHAN BY —
INDIA TODAY - OUT LOOK - THE WEEK - THE KNOWLEDGE REVIEW


Gendalal Bam Parisar, Opp. IIM Rau, Pithampur Road (M.P.), 453331
Email ID- indoreinstituteoflaw@gmail.com, Website: www.indoreinstituteoflaw.org

Phone no:- 9977091777, 9977019777

7.1.6

CERTIFICATE OF ENVIRONMENT AUDIT

7.1.6

	<p>Empirical Exergy Private Limited Registered Office: 18-E, Sudama Nagar, Indore -452009 Office (Indore): Flat No. 201, Om Apartment, 214 Indrapuri, Indore (M.P.), Contact: +91-731-4948831, Mobile: +91-78693-27256, 88713-68108 www.eeplgroups.com, email: eempirical18@gmail.com CIN No: U74999MP2018PTC045751</p>
---	---

Ref No: EEPL/2022-23/C48

Date: - 29-08-2022

ENVIRONMENTAL AUDIT CERTIFICATE

This is certified that Empirical Exergy Private Limited (EEPL) Indore M.P. has conducted Environmental audit at, Indore Institute of Law Rau-Pithampur Road, Indore (M.P.) for the Year 2021-22 and audit report has been submitted.

We avail this opportunity to express our deep and sincere gratitude to the management for their wholehearted support and co-operations during the environment audit.

This certificate is being issued on the basis of the Environmental Audit conducted by EEPL.

For- Empirical Exergy Private Limited

**Rajesh Kumar Singadiya (Director)**

M.Tech (Energy Management), PhD (Research Scholar)
Accredited Energy Auditor [AEA-0284]
Certified Energy Auditor [CEA-7271]
(BEE, Ministry of Power, Govt. of India)
Empanelled Energy Auditor with MPUVN, Bhopal M.P.
Lead Auditor ISO50001:2011 [EnMS] from FICCI, Delhi
Certified Water Auditor (NPC, Govt of India)
Chartered Engineer [M-1699118], The Institution of Engineers (India)
Member of ISHRAE [58150]

TRUE COPY



Director/Dean/Principal/HOD
Prof. (Dr.) Manpreet Kaur Rajpa
Dean
Indore Institute of Law



INDORE INSTITUTE OF LAW

(Affiliated to DAVV & BCI)

—Rank 1st PRIVATE LAW COLLEGE IN M.P., C.J. & RAJASTHAN BY—
INDIA TODAY – OUT LOOK – THE WEEK – THE KNOWLEDGE REVIEW

Gendalal Bam Parisar, Opp. IIM Rau, Pithampur Road (M.P.), 453331
Email ID- indoreinstituteoflaw@gmail.com, Website: www.indoreinstituteoflaw.org

Phone no:- 9977091777, 9977019777

7.1.6

ISO CERTIFICATE



CERTIFICATE

This is to Certify that the Management System of
INDORE INSTITUTE OF LAW
 "SHRI GENDALAL BAM PARISAR" OPP. IIM, RAU - PITHAMPUR ROAD,
 INDORE, MADHYA PRADESH - 453331, INDIA.

has been audited and found to comply with the requirements of:

ISO 14001:2015
(Environmental Management System)

For the Scope of activities described below:

PROVIDING LEGAL EDUCATION COURSES

Certificate No.: IN97114B

Date of initial registration

30 August 2022

Date of this Certificate

30 August 2022

Recertification Due

29 August 2025



Validity of this certificate is subject to successful completion of surveillance audit on or before due date, in case surveillance audit not conducted this certificate shall be suspended/cancelled.

J. J. J.
 Director

This Certificate is the property of LMS Certification Limited and shall be returned immediately when demanded.



LMS Certification Limited
 Labyrinth Business Centre, 43 Middle Hill Gate, Stockport,
 Great Manchester, England SK1 3DG
 Phone: +44 208 935 5094
 Company No: 11029176



TRUE COPY

Manpreet
 Director/Dean/Principal/HOD
 Prof. (Dr.) Manpreet Kaur Rajpura
 Dean
 Indore Institute of Law



INDORE INSTITUTE OF LAW

(Affiliated to DAVV & BCI)

---Rank 1st PRIVATE LAW COLLEGE IN M.P., C.J. & RAJASTHAN BY---
INDIA TODAY - OUT LOOK - THE WEEK - THE KNOWLEDGE REVIEW

Gendalal Bam Parisar, Opp. IIM Rau, Pithampur Road (M.P.), 453331
Email ID- indoreinstituteoflaw@gmail.com, Website: www.indoreinstituteoflaw.org

Phone no:- 9977091777, 9977019777

7.1.6

CLEAN AND GREEN CAMPUS RECOGNITIONS/ AWARDS

7.1.6



CENTRE FOR ENVIRONMENT PROTECTION RESEARCH & DEVELOPMENT
INDORE, MADHYA PRADESH

GREEN CHAMPION AWARD

This is to certify that
INDORE INSTITUTE OF LAW
has been conferred with
**GREEN CHAMPION
AWARD 2022**

The Institution has successfully adapted and implemented best practices in the area of Green Management, Water Management, Sustainable Development and Other Awareness campaign related to the Environment under their Go Green Club.

We wish all the very best to the Institute for the new initiatives in this segment.

AWARDED ON 05 JUNE 2022 WORLD ENVIRONMENT DAY



Dr. Ramesh Mangal
Secretary CEP RD

U/S 80-G OF THE INCOME ACT 1961
TRUST REG. NO. 571/97 | FCRA NO. 063300093
www.cperd.org | 0731 - 2538908 | ceprd1996@gmail.com

TRUE COPY

Mangal
Director/Dean/Principal/HOD
Prof. (Dr.) Manpreet Kaur Rajput
Dean
Indore Institute of Law



INDORE INSTITUTE OF LAW

(Affiliated to DAVV & BCI)

—Rank 1st PRIVATE LAW COLLEGE IN M.P., C.J. & RAJASTHAN BY—
INDIA TODAY – OUT LOOK – THE WEEK – THE KNOWLEDGE REVIEW

Gendalal Bam Parisar, Opp. IIM Rau, Pithampur Road (M.P.), 453331
Email ID- indoreinstituteoflaw@gmail.com, Website: www.indoreinstituteoflaw.org

Phone no:- 9977091777, 9977019777

BEYOND THE CAMPUS ENVIRONMENTAL PROMOTION ACTIVITIES

IIL has a club dedicated for environmental promotion activities i.e. “**Go GreenClub**”. The club organizes and participates in events like plantation drives, street plays, workshop to promote awareness about the degrading environment and factors affecting environment and measures to protect it. The club works for the **promotion and preservation of environment** and inculcating these values in our students keeping in mind our motto of creating **competent human legal professional and responsible citizen**. It works for both on and off campus environmental promotion activities.

Beyond the campus Activities undertaken by Go Green Club of IIL:

Mam...

Director & Dean/Principal/HOD



INDORE INSTITUTE OF LAW

(Affiliated to DAVV & BCI)

—Rank 1st PRIVATE LAW COLLEGE IN M.P., C.J. & RAJASTHAN BY—
INDIA TODAY – OUT LOOK – THE WEEK – THE KNOWLEDGE REVIEW

Gendalal Bam Parisar, Opp. IIM Rau, Pithampur Road (M.P.), 453331
Email ID- indoreinstituteoflaw@gmail.com, Website: www.indoreinstituteoflaw.org

Phone no:- 9977091777, 9977019777

DISTRIBUTION OF SANITARY PADS & MENSTRUAL CUPS

Date : 15th August, 2022

Venue : Ranwasa Village, Rau

The students of Indore Institute of Law in collaboration with NGO Bharat kiBeti took part in drive for distributing the Sanitary Pads & Menstrual Cups to the girls and women of Ranwasavillage.

The menstrual hygiene is a huge problem in India. Unfortunately, menstruation is a subject that still largely remains a taboo. It is not a subject that is openly discussed. The scale of the problem and its devastating impacts are less known. The efforts of the government and a few individuals alone will not be suffice. It requires contribution by the whole civil society.

The 61 students of Indore Institute of Law contributed in drive and were appreciated by the authority of NGO Bharat Ki Beti. All the students were given the certificate of appreciation.



Vocational training Programme

Mam...

Director & Dean/Principal/HOD



INDORE INSTITUTE OF LAW

(Affiliated to DAVV & BCI)

—Rank 1st PRIVATE LAW COLLEGE IN M.P., C.J. & RAJASTHAN BY—
INDIA TODAY – OUT LOOK – THE WEEK – THE KNOWLEDGE REVIEW



Gendalal Bam Parisar, Opp. IIM Rau, Pithampur Road (M.P.), 453331
Email ID- indoreinstituteoflaw@gmail.com, Website: www.indoreinstituteoflaw.org
Phone no:- 9977091777, 9977019777

Street Play for Awareness Regarding Plastic Ban

Date : 02/07/22

Venue : Bhainslai village

Go Green club of IIL organised a street play on “No to Plastic” in nearby Bhainslai village on the eve of *International Plastic Bag Free Day* which is celebrated on 3rd of July every year. The play described the plastic side effects on ecology. In this, the use of plastic and its negative impacts were presented artistically by the students of IIL spreading the message of plastic ban for the public interest. Students and village took a Vow of not to use plastic and contribute in saving mother earth. Students also visited at shops situated in the area and requested shopkeepers not to use plastic along with disseminating information regarding **relevant legal provision** regarding plastic ban.



Street Play for creating Awareness Regarding Plastic Ban

Manu
Director & Dean/Principal/HOD



INDORE INSTITUTE OF LAW

(Affiliated to DAVV & BCI)

—Rank 1st PRIVATE LAW COLLEGE IN M.P., C.J. & RAJASTHAN BY—
INDIA TODAY – OUT LOOK – THE WEEK – THE KNOWLEDGE REVIEW

Gendalal Bam Parisar, Opp. IIM Rau, Pithampur Road (M.P.), 453331
Email ID- indoreinstituteoflaw@gmail.com, Website: www.indoreinstituteoflaw.org


Phone no:- 9977091777, 9977019777

Workshop on promoting use of Solar Energy

Date : 03/03/23

Venue : Sonwai village

Go Green Club of IIL Club organised a workshop on promotion of solar energy in agricultural activities in nearby Sonwai village. Club initiates the drive to create awareness regarding use of solar energy such as Solar water Pumps for irrigation and in other farming related activities. Farmers were informed about PM-KUSUM Yojana and subsidies given by the govt for promoting Solar Energy. Students and staff under co-ordinator Shekhar Patankar interacted with farmers regarding legal hurdles in excess to subsidies for promoting green energy. Students distributed specially designed pamphlets containing information regarding government schemes and subsidies for solar water pumps.



Students Informing Farmers Regarding Use of Solar Ener

Mandy...
Director & Dean/Principal/HOD



INDORE INSTITUTE OF LAW

(Affiliated to DAVV & BCI)

—Rank 1st PRIVATE LAW COLLEGE IN M.P., C.J. & RAJASTHAN BY—
INDIA TODAY – OUT LOOK – THE WEEK – THE KNOWLEDGE REVIEW

Gendalal Bam Parisar, Opp. IIM Rau, Pithampur Road (M.P.), 453331
Email ID- indoreinstituteoflaw@gmail.com, Website: www.indoreinstituteoflaw.org

Phone no:- 9977091777, 9977019777

Awareness and Cleaning Campaign ‘Swachha Narmada’

Date : 12/08/2022

Venue : Kothawa Village (Khandwa, M.P.)

Go Green club of IIL organised Narmada river Cleanliness campaign ‘Swachha Narmada’. River Narmada is the lifeline of Madhya Pradesh, it is also the largest river of MP. It has Immense Religious and cultural significance for the people of M.P. The **objective** of the campaign was **conservation of river and making it pollution free**. It was a public awareness campaign to educate the community about the importance of conservation by invoking the religious sentiments of the local populace. Students and staff of IIL also indulge in cleaning the areas near the river bank near **Kothawa Village** situated at the bank of Narmada.



Students Undertaking Cleaning Exercise at the bank of Narmada

Mamta

Director & Dean/Principal/HOD